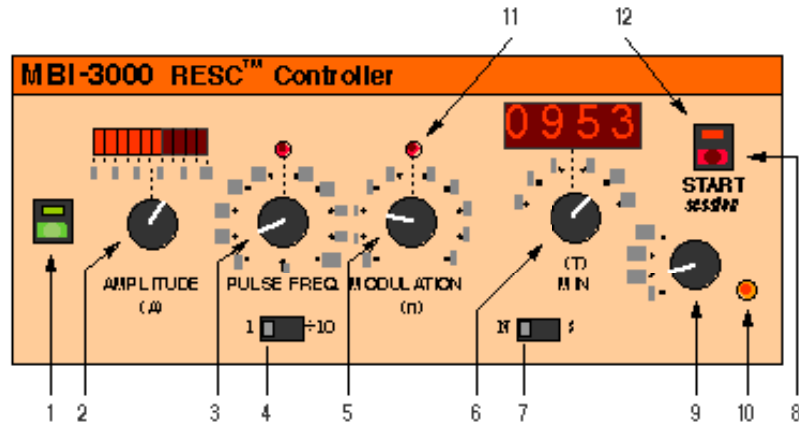




A BRIEF DESCRIPTION (one page) of the RESC™ CONDITIONER, AUTO-SANTÉ™ System: one MBI-3000, one pair of MAXI-2A and one pair of REBONE-4A

● Explanation of the MBI-3000 controls

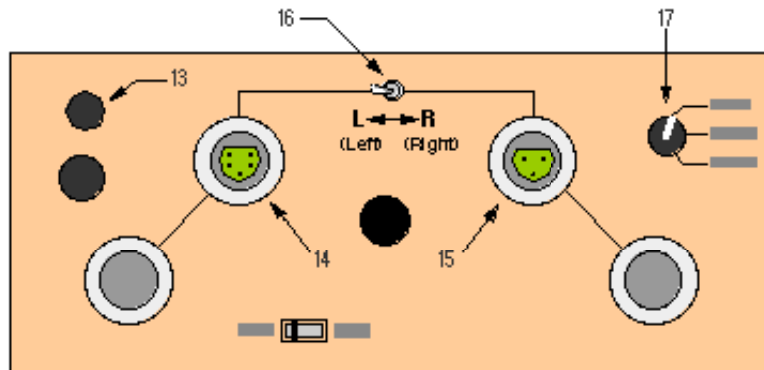
Front Panel



Tilt the unit so that it is resting on the handle at a 45° angle

1. Green power switch
2. AMPLITUDE (A) or Conditioning intensity: e.g. 6 bars lit = Amplitude 6; 4 bars lit = Amplitude 4.
3. PULSE FREQUENCY: (f_b) always at 60
4. PULSE FREQUENCY: (f_b) 1 :10 always at position 1
5. MODULATION (n): physiological effects of the conditioning:
 - (n = 2): anti-pain, anti-stress, anti-inflammation,
 - (n = 3): improved blood circulation,
 - (n = 3): stimulation, cell regeneration.
6. TIMER (T): length of the conditioning session
7. POLARITY (N or S): always in the North (N) position, except for various wounds
8. Orange switch: signals the start of the session
9. Applicator selector: (Left, REBONE-4A): **ALWAYS** in the 1-2 position
10. Indicator light: off = Rings; on = REBONE-4A (see #16, rear panel)
11. and 12. Indicator lights: should blink on and off during the conditioning session (except when $f_b=60$ pulses/sec).

Rear Panel



13. Sound signal indicating that the session is in progress (adjustable loudness)
14. Outlet for the REBONE-4A (applicators). Always plug into upper outlet.
15. Outlet for the MAXI-2A (rings). Always plug into upper outlet.
16. Switch: Right position (R) for the rings: signal light off (see #10 front panel)
Left position (L) for the REBONE-4A: signal light on (see #10 front panel)
17. Applicator selector (Right, MAXI-2A): Always in position 1 (.5ms), except for 2 pairs of MAXI-2A, (0.8ms)

● RHUMART is a registered trademark of Free World Trust (FWT) and iRi holds the rights to its use.

● RESC and AUTO-SANTÉ are trademarks of Free World Trust (FWT) and iRi holds the rights to their use.



SAMPLE COURSE SUMMARY Explaining How to Use the RESC™ Conditioner, AUTO-SANTÉ™ System

N.B. In all cases, conditioning consists of inducing physiological effects, not treating or curing any type of disease whatsoever.

5-2-10 Conditioning means: Amplitude 5, Modulation 2, Time 10 minutes (or A5, n2, T10)
Global Conditioning means: One ring around the knees and the other around the chest
Local Conditioning means: REBONE-4A applicators on the area to be conditioned
Pad Conditioning means: REBONE-4A applicators

CHOOSING THE PARAMETERS

A: AMPLITUDE Use the same amplitude for the first week or two (**3 to 5 sessions lasting 5 or 10 minutes**) to the BODY: A = 5 to 8 with the rings and 3 to 5 with the pads (at 5 for 5 minutes) to the HEAD: A = 1 to 3 with the pads (1 to 3 on the neck: at 3 for 5 minutes)

n: MODULATION n = 0 or 1: To help cases involving bone fractures (after 2-3 sessions at n = 2), bursitis of the shoulder, muscle tone, recent sprains, and to stabilize the subject's condition in certain cancer cases.

Example for a cancer case: 1st week at 6-2-10, 2nd week at 6-1-15, 3rd week at 6-0-20 to 30 (maximum conditioning: 1 hour/day)

n = 2: **Relaxing effect:** anti-stress, anti-inflammatory, sedative (rheumatism, arthritis, stomach ulcers, chronic migraines, hypertension)

n = 3: **Stimulating effect:** cell regeneration, blood circulation (wounds, burns, eczema, stomach ulcers after 4 sessions at n = 2, varicose veins, swelling).

Always control the pain with n = 2 before moving on to n = 3.

n = 4, n = 5: Chronic migraines, hair growth (2 weeks at n = 2, 2 weeks at n = 5 and then n = 4) (to induce the 3 physiological effects)

n = 6: Muscular tone (only to induce the 3 physiological effects)

T: TIME Normal conditioning: BODY: rings for 10-15 minutes, pads for 1-5 minutes
 HEAD & NECK: pads for 1-5 minutes

POLARITY: { NORTH polarity is on the side with the rivet heads (N or S Polarity label) (N is calming)
 ALWAYS place N on the area to be conditioned (REBONE) or direct it towards the subject's head (rings).
 Use the SOUTH polarity on an open wound (S is stimulating). When healing has begun, switch to N.
 NORTH/SOUTH: deep conditioning; NORTH/NORTH: surface conditioning;
 SOUTH/SOUTH: surface conditioning (open wound). After healing, use NORTH/NORTH or NORTH/SOUTH.

SAMPLE SESSIONS: (A, n, T) { Every other day: rings for 10 min., pads for 5 min. Rest on alternating days.
 Every 3 days: 1st day: rings for 10 min.; 2nd day: pads for 10 min.; 3rd day: rest.
 Pads only: Every day for the first 4 or 5 days, then every other day. After 4 to 6 weeks, rest for a few days or a week.
 Very nervous or sick person: Rings and pads (2-2-10)
 Children: rings, pads (2-2-5) twice a week may be enough.
 Head, neck (pads 1-2-3) 2 or 3 consecutive days, then every other day.

SOME SPECIAL CASES { **Very elderly** or infirm person: (A1-2, n2, T5-10 min.) with the rings.
Diabetics: Monitor your glucose level (you or your physician).
People taking cortisone: Amplitude should not exceed 3 with large ring applicators.
People taking gold salts or antibiotics: Amplitude should not exceed 2 with rings.
3 weeks after these medications have been discontinued: return to normal amplitudes.
 Shock conditioning immediately after an **accident** or a **cut:** pads (5-2-10 and 5-3-5) one after the other: (5-3-10) on the next 3 or 4 days; then every other days.
In case of doubt concerning a conditioning, use 4-2-10 with the rings.

Commonly used PARAMETERS (A, n, T) { In general: BODY: Rings (5 to 8-2-10); Pads (3 to 5-2-5)
 HEAD: Pads (1 to 3-2-5); NECK: Pads (1 to 3-2-5)
 Polarized water: 10-2-1 (or A10, n2, T 1 minute)

IMPORTANT: - **Discover the Amplitude (A)** that works best for you
 - **Your motivation or will to recover** is very important: it's the key to long-term success.

N.B. This course summary does not replace the official User's Guide, which must take precedence in case of any apparent or real contradiction.

ABRIDGED*

USER GUIDE

for the

RHUMART® Regenerator
AUTO-SANTÉ™ Model

by

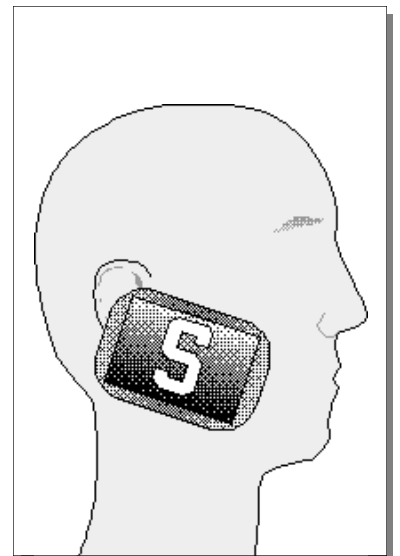
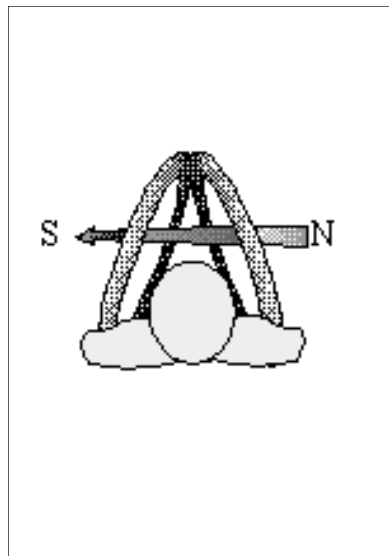
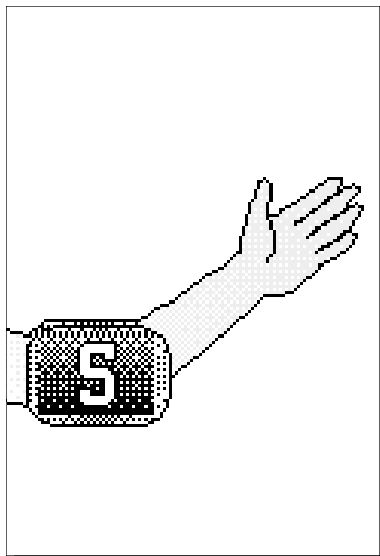
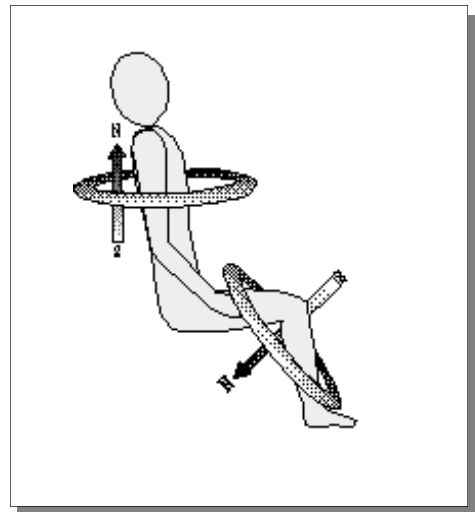
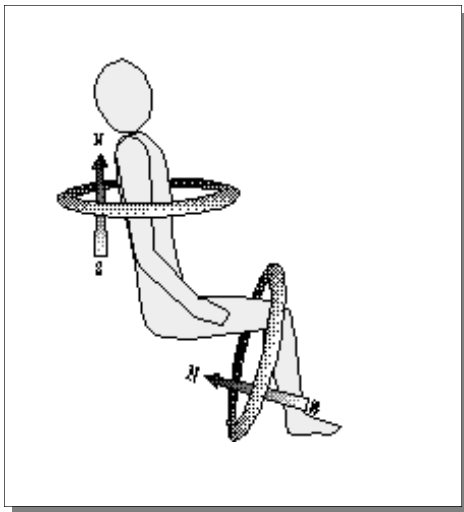
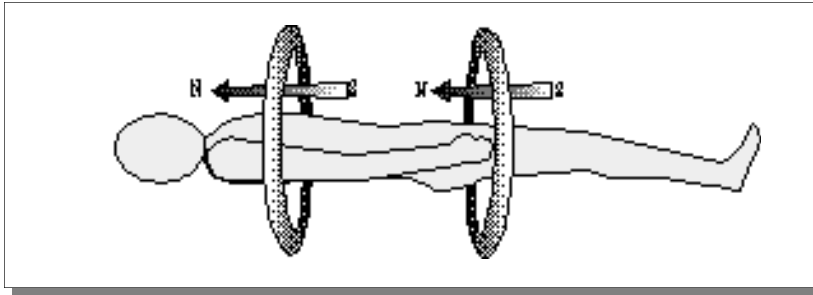
Dr. Roland A. DROLET, *Ph.D.*

Scientific Director

International RHUMART Institute (iRi)

* NOTE: In the event of doubt or contradiction, apparent or actual, between this abridged guide and the official Operation Manual, the latter shall in all cases take precedence over this abridged guide.

The ABC of RHUMART®



DEFINITIONS:

(i) **The AUTO-SANTÉ™ system includes:**

- one MBI-3000 RHUMART® bioelectric generator
- a pair of rings (MAXI-2A, approx. 50 cm in diameter)
- a pair of REBONE-4A regional applicators (pads)
- a case and accessories, including 5 VHS video cassettes

(ii) **Abbreviations of parameters:**

Instead of A=2, n=2, T=10 minutes, the abbreviation (A2,n2,T10) or (2-2-10) is used throughout in reference to a RHUMART® cellular conditioning session.

(iii) **Definition of MBI-3000 parameters:**

- **1st control knob on the left:** AMPLITUDE (A),
A = Intensity of the cellular conditioning signal,
- **2nd knob from the left:** FREQUENCY, (f_b , imp/sec),
 f_b = basic impulse frequency
 f_b = 60 impulses per second (in the Regeneration Mode),
- **3rd knob from the left:** MODULATION (n)
n = Mode or type of conditioning.

The MODULATION (n) makes it possible to SELECT THE DOMINANT PHYSIOLOGICAL EFFECT of RHUMART® conditioning.

- **4th knob from the left:** MAG TIME (T, min),
T = duration of a session, in minutes

POLARITY: NORTH (N) or SOUTH (S)

N or S: direction of magnetic field impulse.

N: the magnetic flux exits from the "N" pole.

S: the magnetic flux returns towards the "S" pole.

I. REGULAR GLOBAL CELLULAR CONDITIONING with the RHUMART® AUTO-SANTÉ™ system (MBI-3000 bioelectric generetor and a MAXI-2A pair of 50 cm RHUMART® rings)

Use the following parameters with one MAXI-2A ring around the chest and the other around the knees (polarity N must be directed towards the subject's head):

A5 to A8, n2, T10 to T15 or (5-8,2,10-15) every second day and (A2 to A5, n2, T10 to T15) every second day for **hypersensitive subjects** who may find it difficult to adjust to normal parameters (i.e., A5 to A8).

Individuals referred to as "**hypersensitive to RHUMART® cellular conditioning**" are **often underweight and/or elderly** (over 75). These individuals must generally begin at a lower AMPLITUDE (A), since the poor condition of their cells requires a "**very gentle**" period of initiation to RHUMART® cellular conditioning.

Some young people may also be "**hypersensitive to RHUMART® conditioning**". **This hypersensitivity indicates that the individual needs an extended period of conditioning** (every second day over several months, for example).

IMPORTANT HINTS:

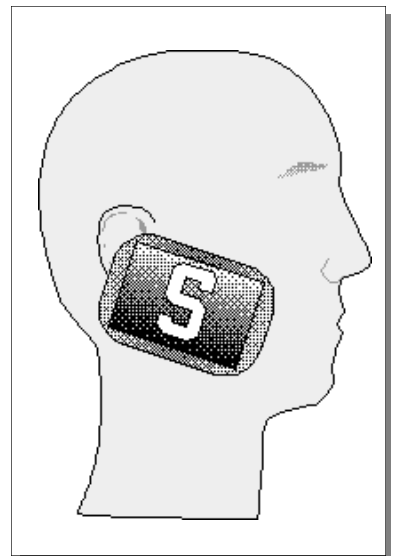
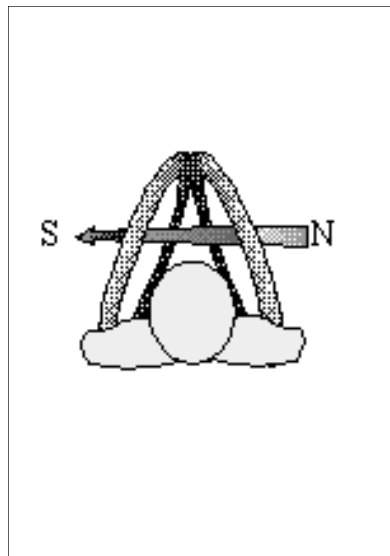
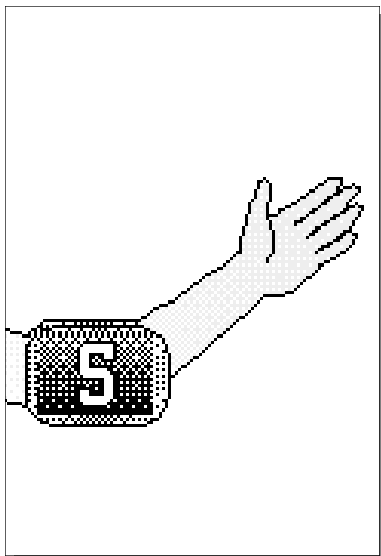
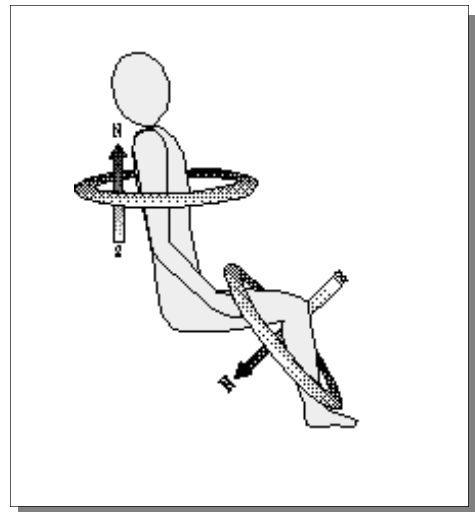
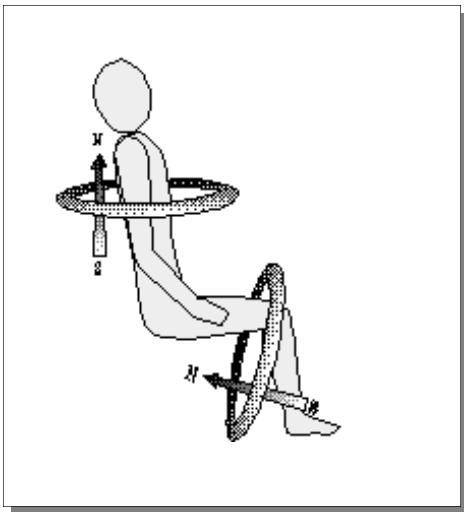
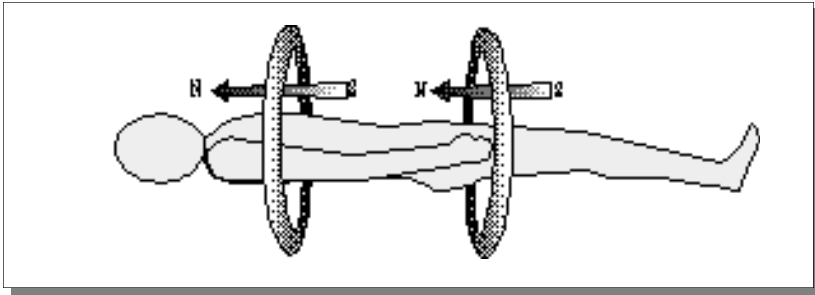
Global Conditioning, from the shoulders down. Never apply the "giant" rings to the subject's head, except with $A \leq 2$ and $T \leq 5$ minutes, or according to the user's tolerance.

Jewellery and ferromagnetic objects should be removed for best results. Arm should be kept inside the upper ring, with the hands clasped to close the circuit.

Position of rings: When the subject is inside the rings, be sure that the North (N) polarity is directed towards the head, (see illustration, ABC of RHUMART® on the following pages).

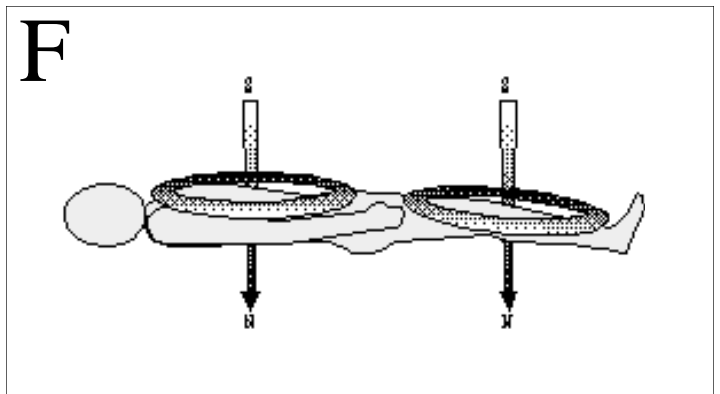
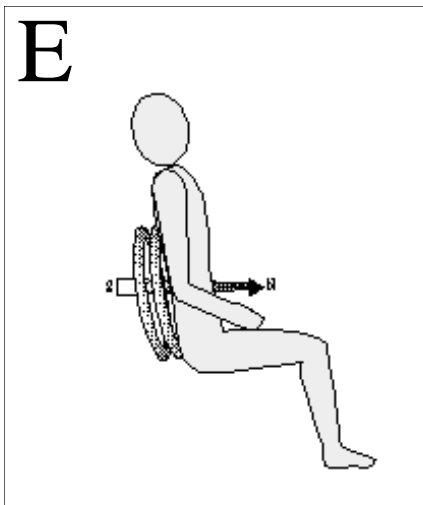
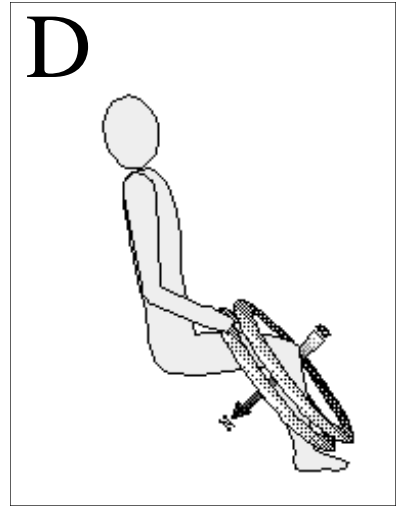
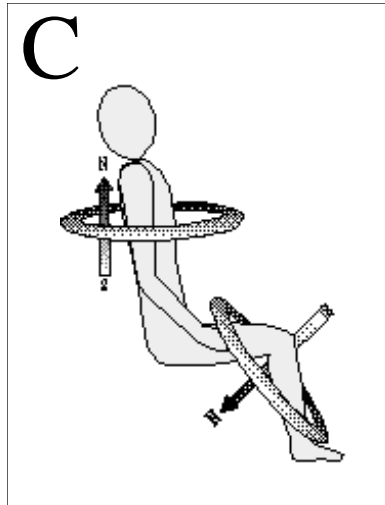
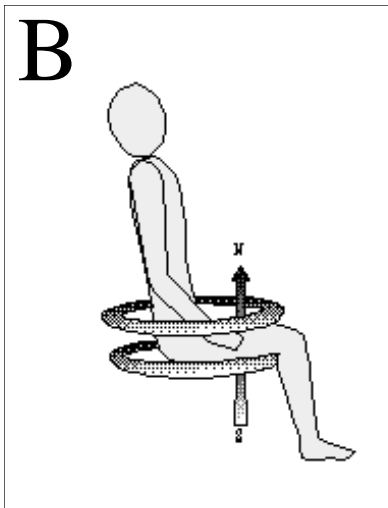
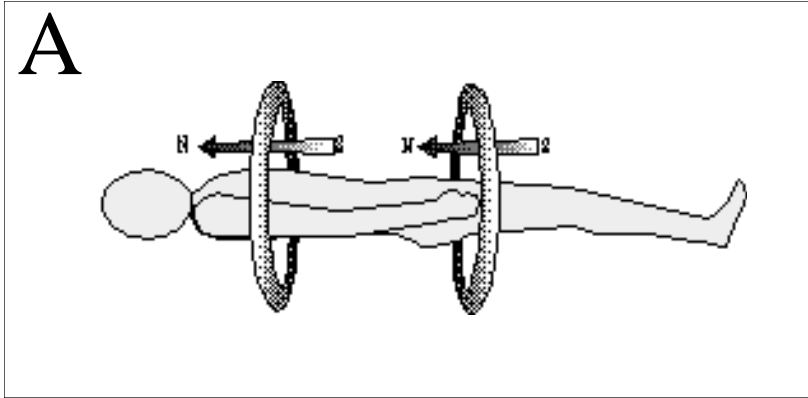
POLARITY (N or S): see "Programming and applications" in the **official Operation Manual for L'étincelle-de-Vie™ RHUMART®** to ensure proper polarity of the pads.

The ABC of RHUMART®



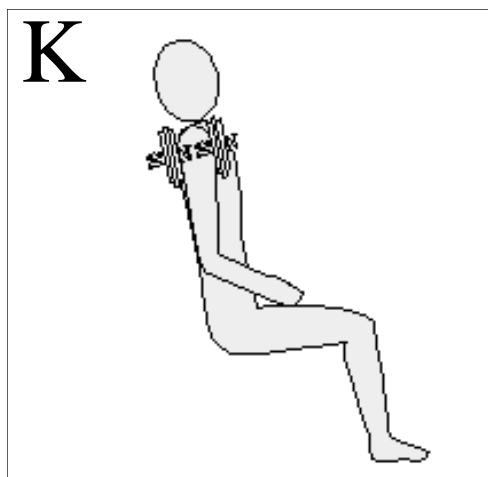
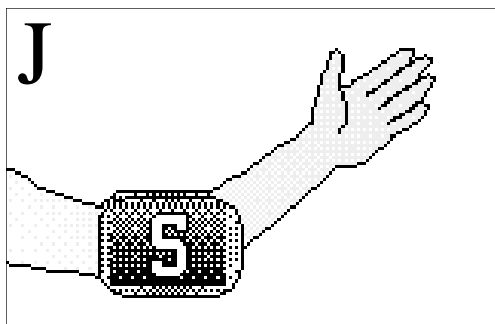
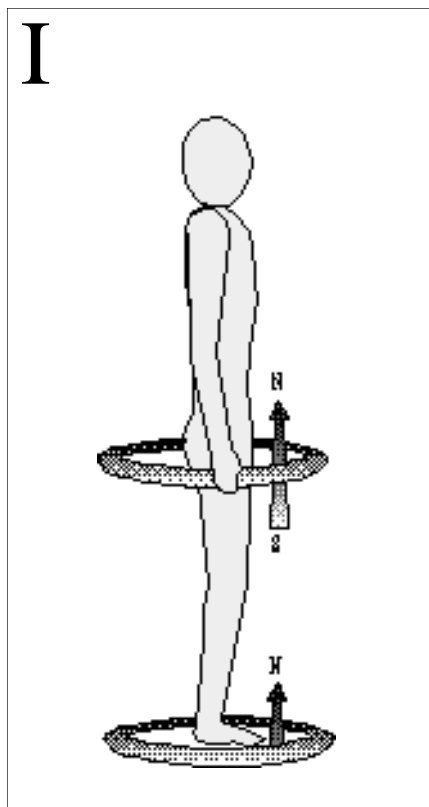
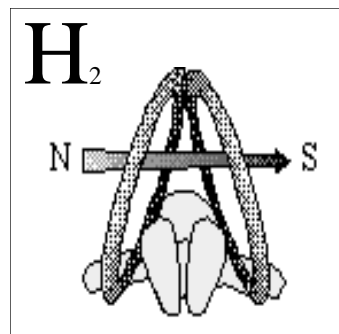
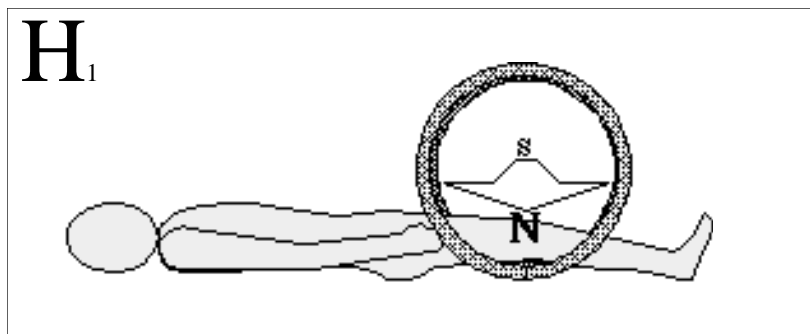
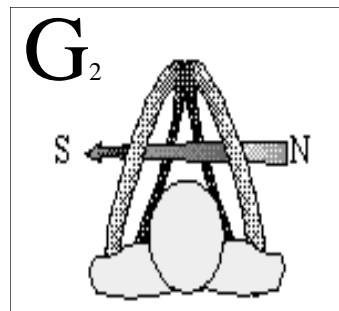
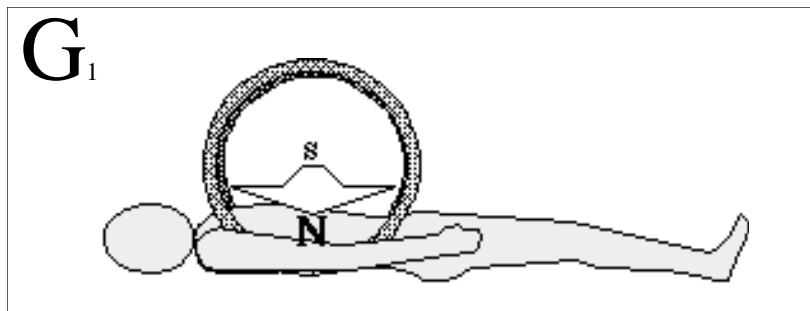
The ABC of RHUMART® (cont.)

Examples of **ring positions** in the AUTO-SANTÉ™ system

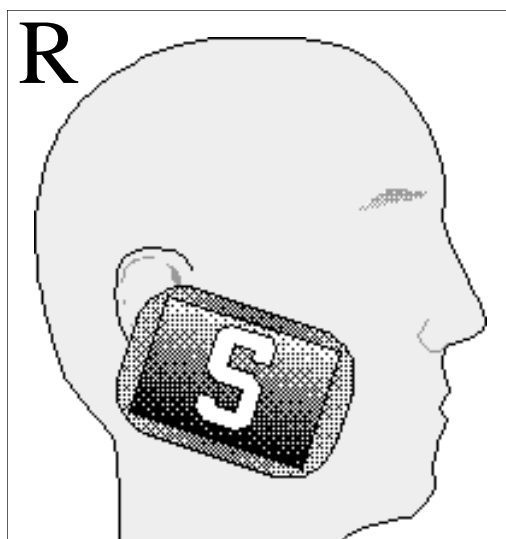
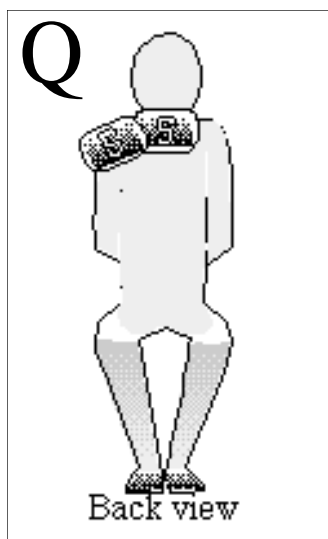
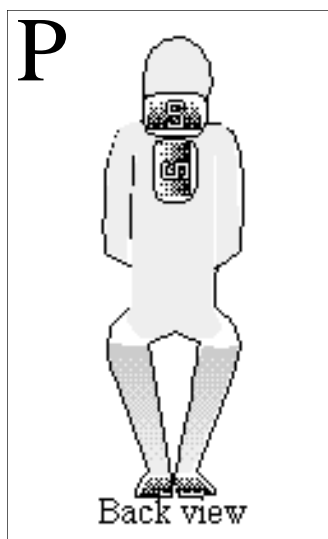
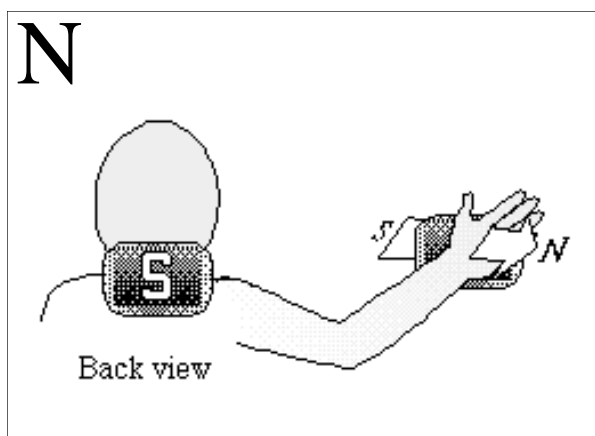
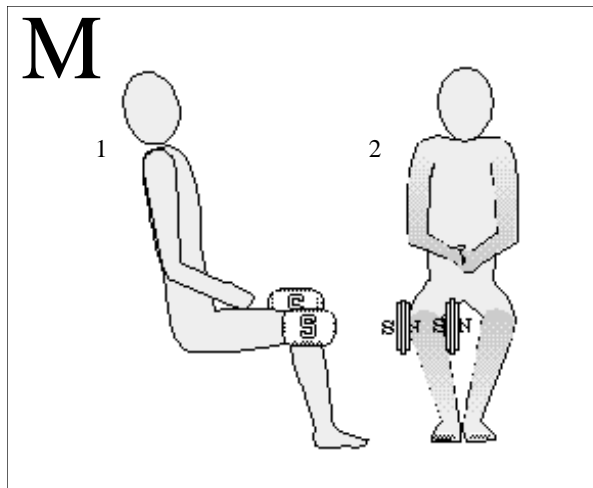
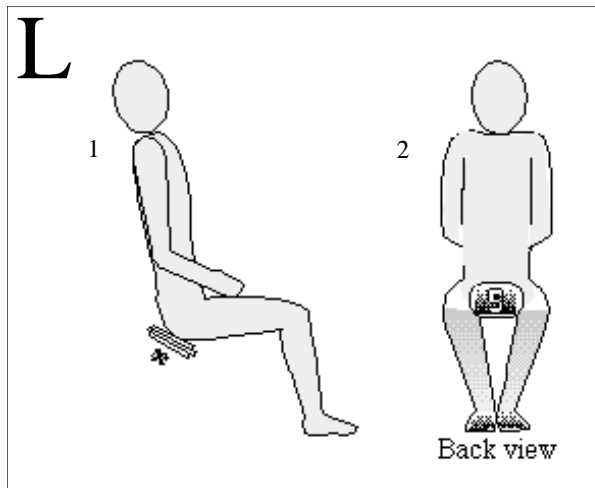


The ABC of RHUMART® (cont.)

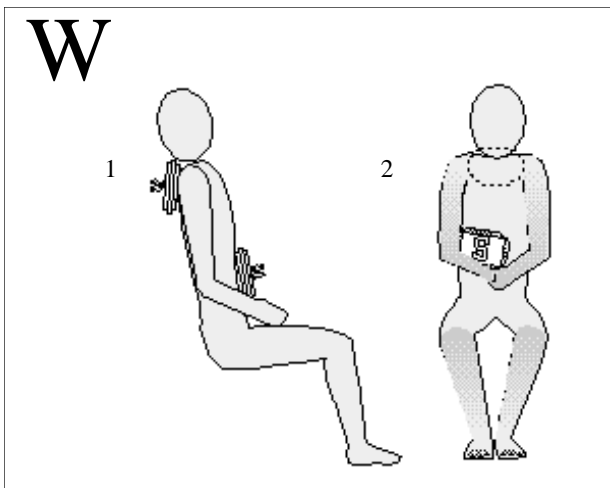
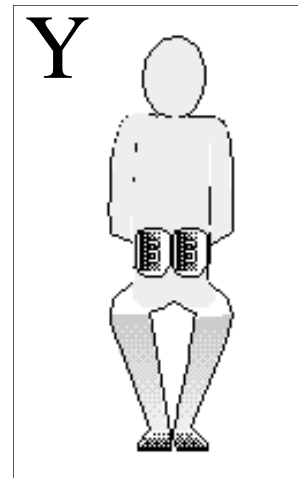
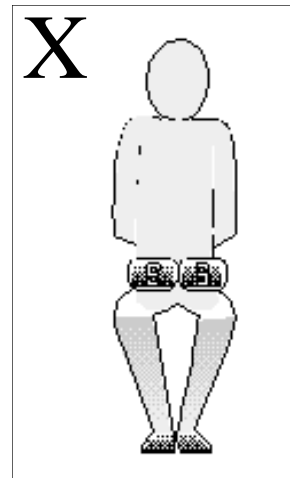

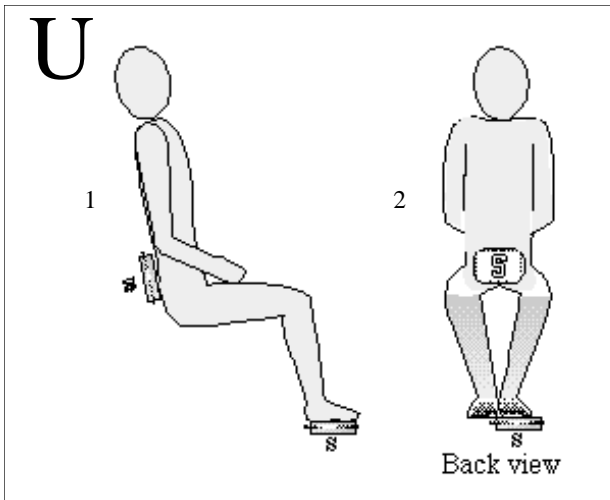
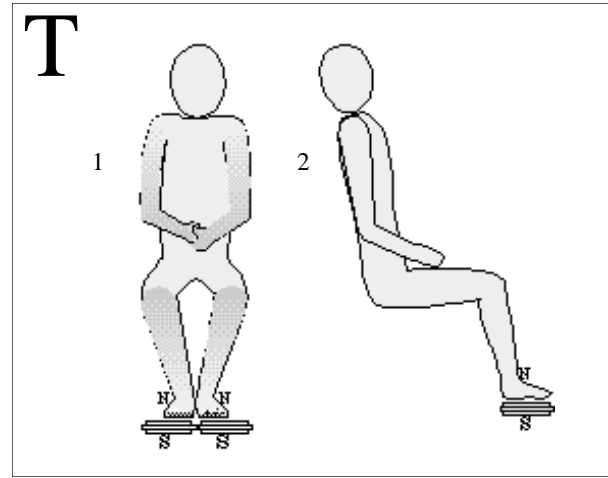
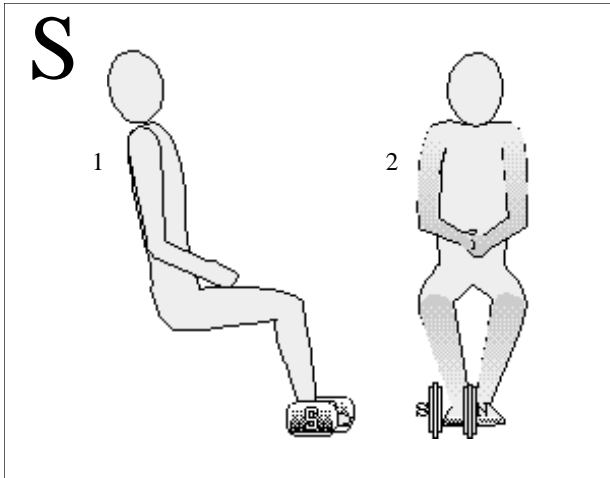
Examples of ring and pad positions in the AUTO-SANTÉ™ system



The ABC of RHUMART® (cont.)
Examples of **pad positions** in the AUTO-SANTÉ™ system



The ABC of RHUMART® (cont.)
 Examples of **pad positions** in the AUTO-SANTÉ™ system



Z LET YOUR IMAGINATION
 BE YOUR GUIDE...

II. REGIONAL "REBONE-4A" APPLICATION (PADS)

These are used on specific areas of the **head** or **body** (with the MODULATION (n) depending on the desired effect). See section IV for selecting the proper MODULATION.

(a) At the head level (with the REBONE-4A pads)

Use A1 to A2, T5 to T10, every second day: start with (A1, n2, T5) for 5 to 6 sessions, every second day; then go on to (A1, n3, T5) to stimulate cell regeneration, if so desired.

(b) Below the shoulders (with the "n" MODULATION depending on the desired effect and REBONE-4A pads)

Use A2 to A3 for 10 minutes, every second day; or A5 to A6 for 5 minutes, every second day;

(c) Polarity (with the REBONE-4A system): Be sure to place the NORTH (N) polarity facing the area to be conditioned, except in the case of burns or open wounds, in which case the SOUTH (S) polarity should face the wound.

Note: The NORTH (N) polarity has a "**shooting**" effect, while the SOUTH (S) polarity has a "**stimulating**" effect, in the case of wound healing for example.

(d) The RHUMART® Reflexology system (with the REBONE-4A pads): Place the **REBONE-4A** pads **under the feet**, with the NORTH polarity facing the sole of the foot; this is a spot where the entire body's reflex points converge.

For a RHUMART® reflexology session, place a REBONE-4A pad under each foot, and begin by using parameters A2, n2, T10 every second day for 4 to 5 sessions; subsequently, increase to A3 or A4, n2, T10, tolerance permitting (this can be followed by 3 sessions at A3 and A4 if the effect is more beneficial) At the beginning, avoid using $A \geq 3$ for better tolerance there after.

**III. COMBINED CELLURAL CONDITIONING MODE:
GLOBAL (with the 50 cm rings) and
LOCALIZED (with the REBONE-4A pads)**

An excellent method is to alternate "**global**" and "**localized**" conditioning, that is, one day with the MAXI-2A rings for global conditioning and the next with the REBONE-4A pads for localized conditioning.

Just try it!

And, come to the next RHUMART® introductory conference to tell everybody about your success!

IV. SELECTING THE PROPER MODULATION (n) or the PREDOMINANT PHYSIOLOGICAL EFFECT

n = MODULATION = choice of predominant effect.

(a) **"n2" effects:**

For example, n2 enables us to place the emphasis on one or more of the following physiological effects:

TO INDUCE RELAXATION and/or
TO REDUCE PAIN and/or
TO REDUCE INFLAMMATION

(b) **Examples of applications of "n2" effects:**

RELAXATION effect: problems of **stress, insomnia, hypertension** accompanied by stress, and poor oxygenation of cells.

PAIN RELIEF: **bursitis, sprains, rheumatism, arthritis, etc.**

REDUCTION OF INFLAMMATION: general **anti-inflammation effect in musculo-skeletal, arthritic and rheumatismal diseases for examples.**

But, remember, the RHUMART® effects are not specific for one and only disease. They rather strengthen the natural autodefense and autohealing mechanisms.

(c) **"n3" effects:**

With MODULATION n3, the predominating effects are as follows:

it **stimulates REGENERATION** of all types of cells;

and

it **stimulates** blood **CIRCULATION**.

NOTE: Before going on to n3, pain should be controlled using n2; subsequently, for 5 to 6 sessions, alternate between 5 minutes at n3 (n3, T5) and 5 minutes at n2 (n2, T5) during each session, then go on to modulation n3 only.

In the case of **blood circulation** problems, give 2 to 4 sessions using (A5, n2, T10, global) before going on to n3: **the body should be completely relaxed to improve the performance and endurance of the cardiovascular system.**

(d) **"n4" and "n5" effects:**

For examples, MODULATIONS n4 and n5 are particularly effective in the following applications:

- chronic migraines
- abdominal problems
- glandular problems
- hypotension (n3 and n4) / hypertension (n2)
(for comparison, see n2 effects)
- new hair growth (n4)

Begin with n5, using the large rings, and the REBONE-4A pads for glandular and abdominal problems for 5 to 6 sessions before going on to n4.

Exceptions:

In **migraines** caused by **stress**, begin with three global conditioning sessions, using n2 instead of n5.

For hair loss problems (baldness, eyebrows, etc.) with the pads, begins by using (A1, n4, T10) for 3 to 4 sessions per week, then try (A2, n4, T10) every second day, if tolerance to RHUMART® cell regeneration permits.

V. THE KEY TO SUCCESS WITH YOUR RHUMART® system is...

to read several times

the official

Operation Manual for

***L'étincelle-de-Vie™* RHUMART®**

in particular the session entitled "**MBI-3000, Programming and applications**" and keep a detailed record of the PARAMETERS (A, n, T) (Amplitude, Modulation, Duration) you use to improve **your long-term physical and psychological performance, which is named HEALTH!!**

and which is completely yours with the RHUMART® Holistic approach.

**BE CONFIDENT,
AND
PERSEVERANT**

since

YOU DESERVE COMPLETE SUCCESS

Remember that adjusting the **RHUMART®** parameters to your specific needs is **your responsibility**.

This is the most intelligent way I know of to "**become the master of your health**".

*I suggest that
your health is your life
and freedom!*


Is it not?

**Finally, I hope that you will
help us to spread the RHUMART® message
around the world.**

God Bless You!

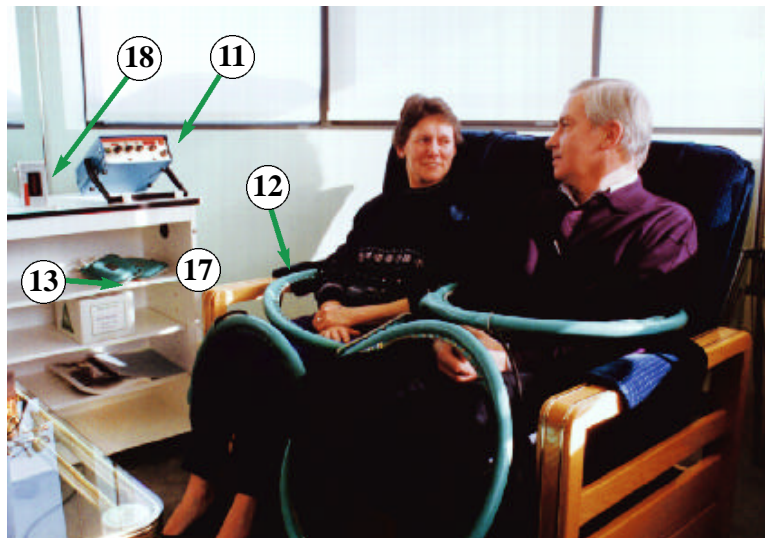
The RESC™ Conditioner

(Deluxe, AUTO-SANTÉ™, for Couples)



Legend

- (11) MBI-3000 RESC™ Controller
- (12) MAXI-2A Double Ring Applicators
- (13) Regional Applicators (REBONE-4A)
- (14) Local Applicators (MINI-4A)
- (15) BF-2 Flexible Arms
- (16) MAXI Whole Body Applicator
- (17) RHUMART® Table
- (18) MBI-101 optional Field Detector



RESC™ is a SCIENTIFIC-PHILOSOPHY™ OF LIFE which uses RHUMART® regenerative bioelectricity.
RHUMART is a Registered Trademark of Génie-Cellulaire Inc. and the iRi owns the right to use it.
RESC and **SCIENTIFIC-PHILOSOPHY** are Trademarks of Génie-Cellulaire Inc. and the iRi owns the rights to use them.

© Copyright, L'institut RHUMART® international (iRi), Québec, Qc, Canada, Jan. 1991.



The above photo of Dr. Drolet is not the one published in *La Presse*

According to Roland A. Drolet, inventor of the RHUMART® "Auto-Santé™ System" and holder of a doctorate in biomedical engineering, the many enthusiastic testimonials he receives are as valuable as any scientific research.

Positive Commentaries on Magnetic-Field Devices

DANIELLE BONNEAU

■ After reading last week's report on magnetic-field devices, a few readers called to say that they own one of these systems and have benefited from its use.

According to Health and Welfare Canada and certain health professionals, there is little scientific evidence of the effectiveness of these machines.

But Jacques Matte, a businessman whose bursitis has made it difficult for him to sleep since 1976, claims to have felt remarkably well since he started using the RHUMART® system last March.

"The RHUMART® machine has an extraordinary anti-inflammatory effect," he says. "My migraines have disappeared, I can play tennis, I sleep better, I'm more rested and so I'm in a better mood. It's wonderful to live without pain again."

"I use the system three times a week, for five minutes at a time," he adds. "All I know is that I feel better. Maybe it's a crutch, but when you only have one leg, it helps. I had tried everything - then RHUMART®. It's the last thing I would be willing to give up."

A doctorate

Roland A. Drolet, who earned a doctorate in biomedical engineering from the University of Toronto in 1971, is the inventor of the RHUMART® "Auto-Santé™ System" and president of Médecine-Bioélectrique Inc. (MBI).

According to Dr. Drolet, the bioelectric impulses emitted by the RHUMART® system are very similar to those emitted by the nervous system.

"The impulses help people to heal themselves by producing the same three physiological effects produced by walking and other physical exercise," he explains. "Blood circulation is improved and there is a relaxing effect which leads to a reduction in pain and inflammation. The improved blood circulation also stimulates cell repair and regeneration.

"When you haven't exercised in a long time, you become stiff and you may suffer from such ailments as arthritis or rheumatism. You may become overweight and in pain, and it is difficult to exercise. It's a vicious circle, because physical exercise is essential to fitness.

"The three effects produced by RHUMART® play a similar role; they reinforce the body's self-defense system, which is thus better able to protect the organism from all kinds of minor health problems.

Since pain is diminished, people are once again able to exercise; they are more relaxed and so they sleep better at night. They feel so much better that they regain confidence in their own bodies.

"Positive thinking is very important," he adds. "We don't claim that these systems cure illnesses. They simply help people to improve their own health."

\$5,000 Apiece

According to Dr. Drolet, about 4,000 families have purchased RHUMART® systems, which sell for approximately \$5,000 each. And, in his opinion, the many enthusiastic testimonials he receives are as valuable as any scientific research. In fact, during meetings, many satisfied users are anxious to give their testimonials.

Dr. Drolet stresses, however, that RHUMART® must not be considered a medical apparatus, and must remain under the control of its users.

"The people who use the system are in the best position to adapt its parameters to their own needs," he explains. "It's just like physical exercise. People can adjust the length of the sessions and the intensity of the impulses according to the reactions of their own bodies."



PREFACE

Congratulations on your decision to take control of your own life by acquiring **the most effective** means possible of helping you to recover your health and happiness. I am speaking about your **RESC™ Conditioner** or your **RHUMART®-Anti-Stress System**.

This unique system will allow you to improve your mental perception of your own body, which will become more relaxed and resistant to most health problems; it will also help you to rediscover Self-Confidence, from which positive thinking emerges, a necessary precondition to recovering health and happiness lost because of various physical and/or mental health problems.

I want to remind you that the **RESC™ Conditioner is in no way a medical device** and it is not sold to diagnose or medically "treat" any specific disease or health problem.

In fact, it strengthens the natural immune or autodefense system, which helps combat the Physiological Stress related to most health problems (see *Annex-A* for details).

Dr Roland A. Drolet, Ph.D.



USER'S GUIDE

for the

RESC™ Conditioner

Auto-Santé™ System

or the

Scientific Experimental Method

based on

**Self Determination
and
Experimentation**

to improve

**Positive Thinking
Health
and
Happiness**

by

Dr. Roland A. Drolet, Ph.D.

Founding Director

of

L'institut RHUMART® international (iRi)

© Copyright, L'institut RHUMART® international (iRi),
January 1991, Québec, Canada

MOTIVATION of RESC™ experimenter

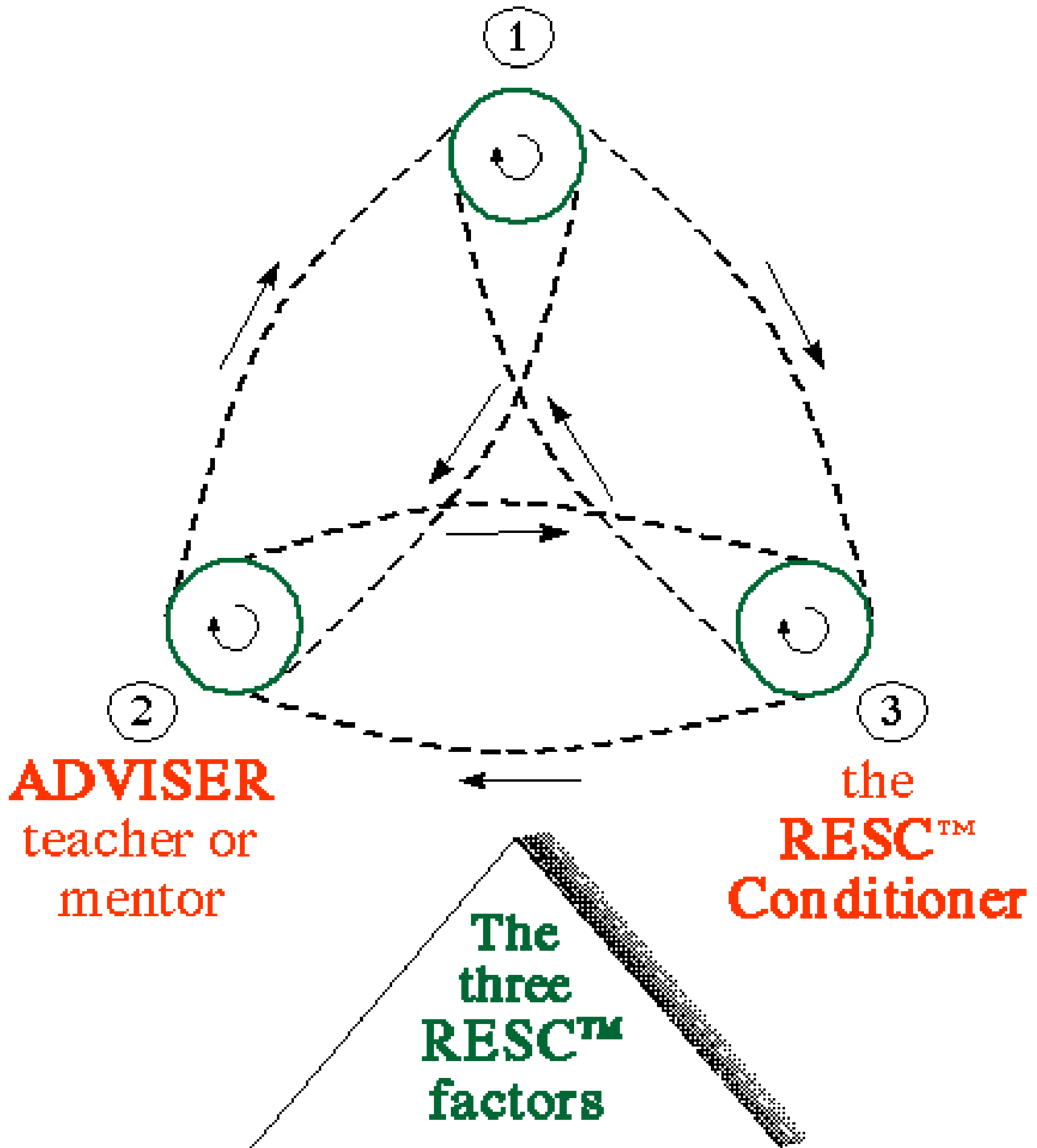


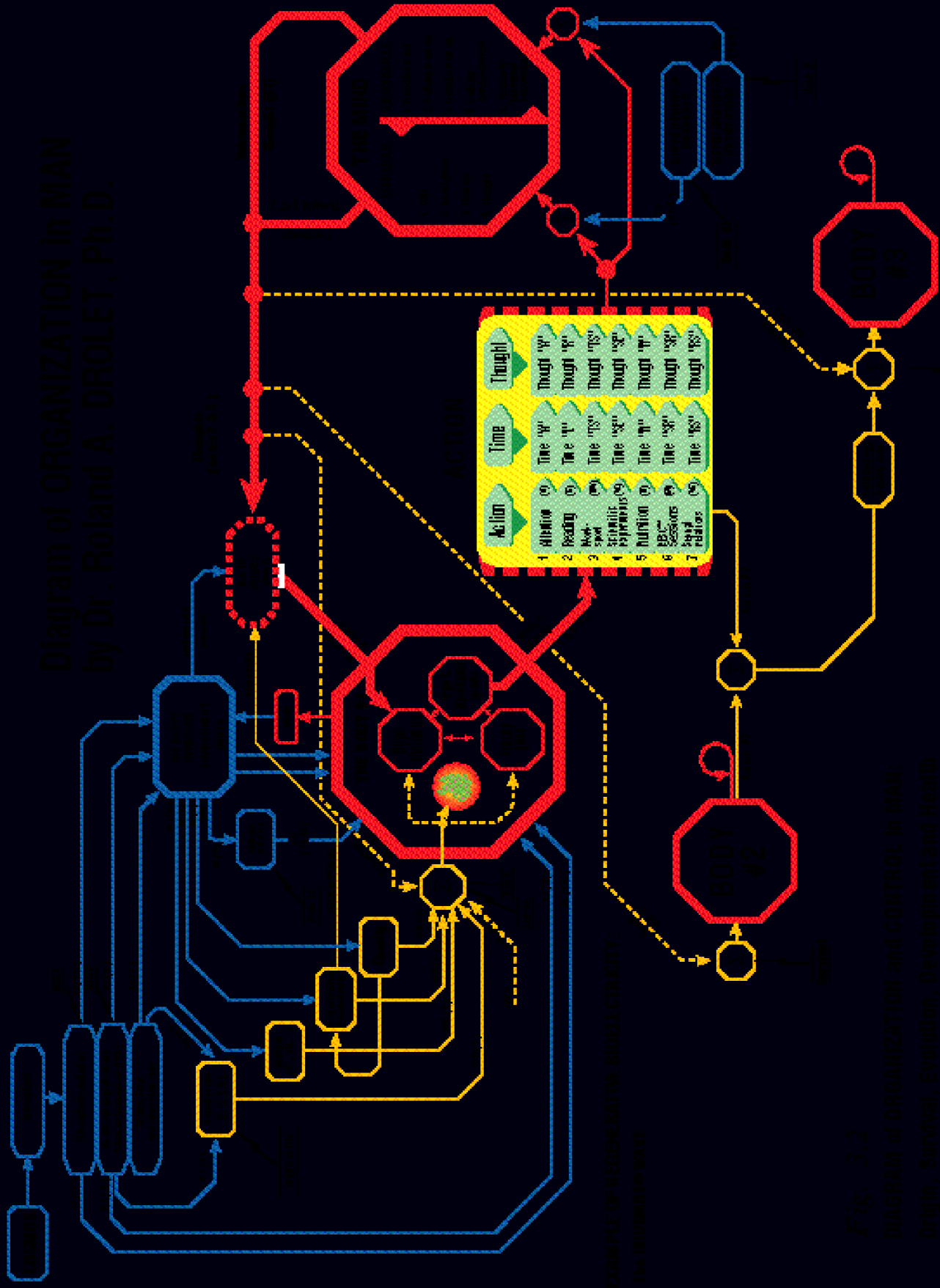


Table of Contents

Preface	...4
Introduction	...9
I. The RESC™, Scientific-Philosophy™ of Life -I-	...11
II. The RESC™, Scientific-Philosophy™ of Life -II- How and Why RESC™ Conditioning can help you to THINK positively, improve your HEALTH and achieve lasting HAPPINESS	...15
III. The Scientific Experimental Method applied to RESC™ and the DIAGRAM of ORGANIZATION in MAN	...32
IV. The RESC™ Conditioner and their Operation	...39
- Components of RESC™ conditioners	...41
- Precautions and notice on safety and effectiveness of RESC™	...46
- MBI-3000: Setting up and quality control	...49
- MBI-3000: Programming and applications	...53
v. Abridged User's Guide: AUTO-SANTÉ™ System and examples of applicator positioning	...59
VI. Technical Specifications of the RESC™ Conditioner	...77
Annex-A : Non-Medical CLASSIFICATION of the RESC™ Conditioner	...83
Annex-B : The 3 most frequent "malfunctions"	...87
Annex-C : Manufacturer's Warranty	...88

Diagram of ORGANIZATION in MAN

BY DR. ROBERT A. DROLET, PH.D.



© 1997 by
 Diagram of ORGANIZATION and ACTION in MAN
 by Dr. Robert A. Drolet, Ph.D.



The RHUMART® concept is much more than an apparatus; it is a Scientific-Philosophy™ of Life.

Introduction to the:

USER'S GUIDE

for the RESC™ Conditioner

and the

Scientific-Philosophy™ of Life

This philosophy is a holistic approach by which every one can discover by the **Scientific Experimental Method**, the best parameters (amplitude, duration and modulation) of the RHUMART® wave that allow him to improve his health and well-being by using the unique RESC™ Conditioner.

The working principle of the RESC™ phenomenon is the following: with the **physiological effects** induced by the RESC™ Conditioner, the experimenter improves the mental perception of his body. He rediscovers **Self-Confidence** from which flows the **positive thinking** that helps him improve his Health and Well-being.

Section-I represents a brief synthesis of **the RESC™ philosophy**.

Section-II lets you discover that **Thoughts are Physical Entities** that control your life as well as **the three fundamental stages of learning** allowing you to discover **your own truth** in all areas that interest you. Equally, you will learn how **the RESC™ Conditioner can help you increase your consciousness level**, essential condition to attaining lasting happiness.

Section-III teaches you **the Scientific Experimental Method** applied to RESC™

and there you will discover the link between this method and the **Positive-Action-Cycles**, the concept of which is illustrated with the help of "**The Diagram of Organization in Man**" by Dr. Roland A. Drolet, Ph.D.

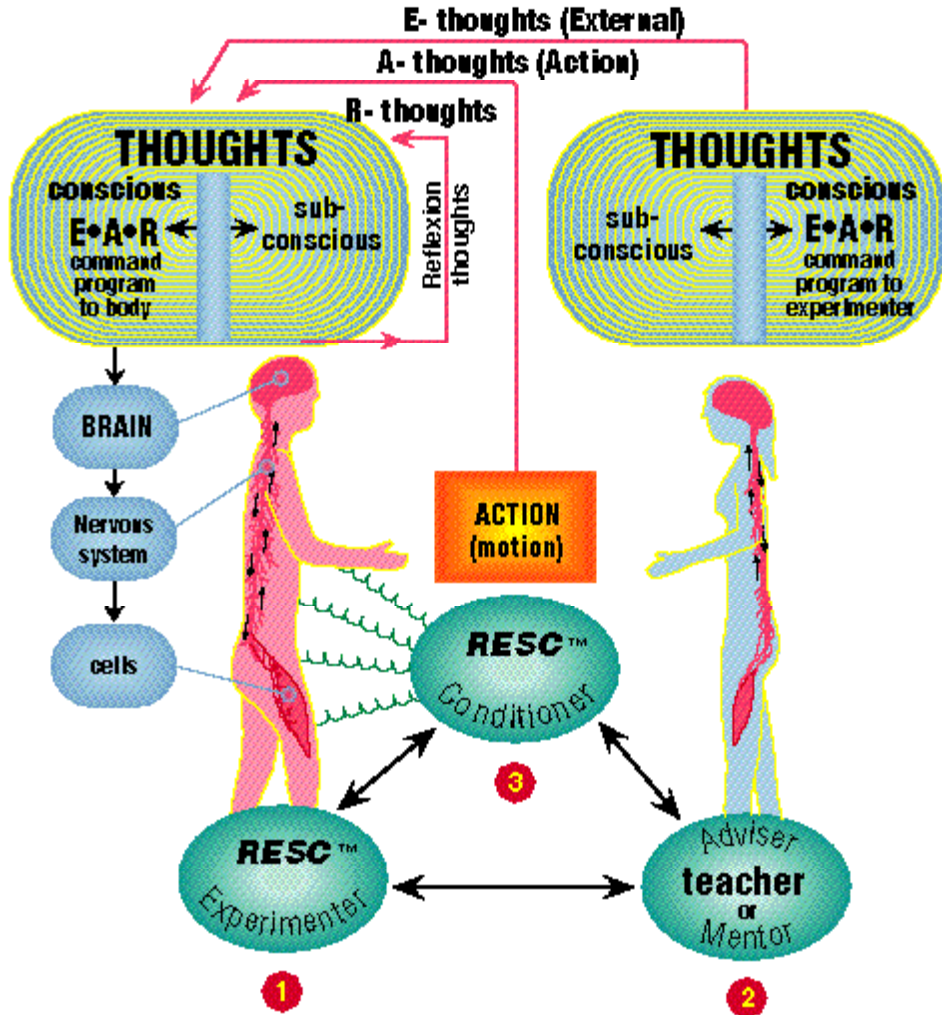
Section-IV is the **Official User's Guide** specifically for the RESC™ Conditioners. You must read this section with Fig. 4.1, 4.3 and 4.4 in hand (plasticized cardboard). Suggested precautions and a **notice on the safety and effectiveness** of RESC™ are presented in this section.

An **Abridged User's Guide** for the Model AUTO-SANTÉ™ Conditioner is provided in *Section-V*. The **technical and energetics specifications** are summarized in *Section-VI*.

In Annex-A, the importance of the **non-medical classification of the RESC™ Conditioner** is supported by many convincing arguments, based on a 10 year experience with this technique.

Annex-B reviews the three "**false-problems**" most frequently reported by RESC™ Conditioner owners and *Annex-C* summarizes the manufacturer's warranty.

The RESC™ Scientific-Philosophy™ of Life



The RESC™ phenomenon: its working principle

With the RESC™ philosophy, the experimenter improves the mental perception of his own body and rediscovers Self-Confidence (the basis of Positive Thinking), and thus learns to control his own Health and Happiness with the RESC™ Conditioner

RESC™ is a SCIENTIFIC-PHILOSOPHY™ OF LIFE which uses RHUMART® regenerative bioelectricity.
RHUMART is a Registered Trademark of Génie-Cellulaire Inc. and the iRi owns the right to use it.
RESC and SCIENTIFIC-PHILOSOPHY are Trademarks of Génie-Cellulaire Inc. and the iRi owns the rights to use them.

© Copyright, L'institut RHUMART® international (iRi), Québec, Qc, Canada, Jan. 1991.



Section -I-

The RESCTM Scientific-PhilosophyTM of Life -I-

Section -I-

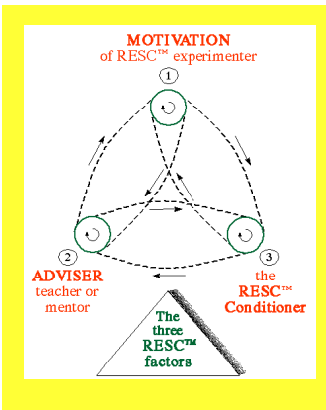
The RESC™ Scientific



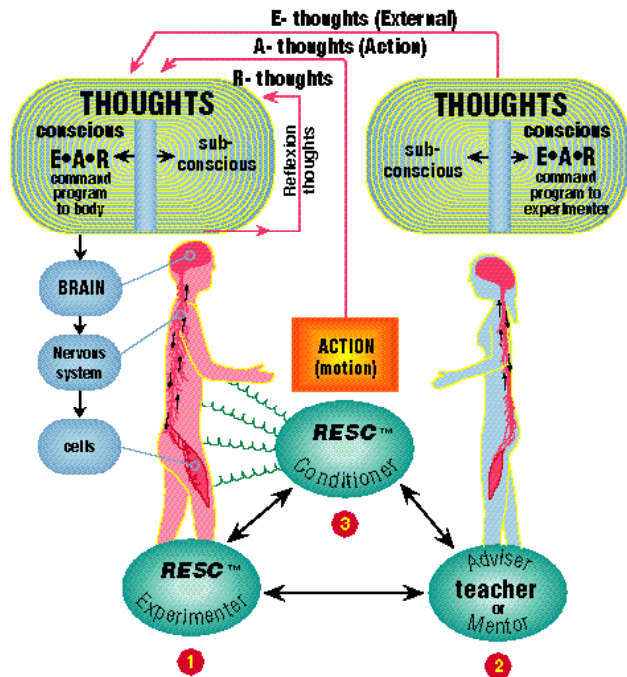
The RESC™ Scientific-Philosophy™ of Life -I-

which uses
RHUMART®
 regenerative bioelectricity
 stimulates
 positive **THINKING**
 helps you improve your
HEALTH and HAPPINESS

The RESC™ Scientific-Philosophy™ of Life is a holistic approach by which every human being can use the basic scientific experimental method to discover the best RHUMART® wave parameters to help him improve his health and happiness with the unique RESC™ Conditioner



The RESC™ Scientific-Philosophy™ of Life




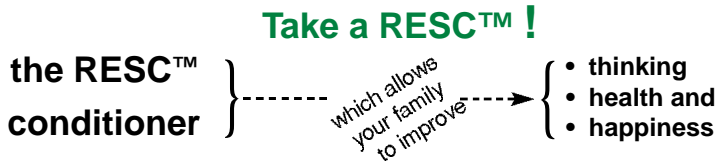
The RESC™ phenomenon: its working principle

With the RESC™ philosophy, the experimenter improves the mental perception of his own body and rediscovers Self-Confidence (the basis of Positive Thinking), and thus learns to control his own Health and Happiness with the RESC™ Conditioner

RESC™ is a SCIENTIFIC-PHILOSOPHY™ OF LIFE which uses RHUMART® regenerative bioelectricity.
 RHUMART is a Registered Trademark of Génie-Cellulaire Inc. and the iRI owns the right to use it.
 RESC and SCIENTIFIC-PHILOSOPHY are Trademarks of Génie-Cellulaire Inc. and the iRI owns the rights to use them.

© Copyright, L'institut RHUMART® international (iRI), Québec, Qc, Canada, Jan. 1991.

Philosophy™ of Life -I-



Dr. Roland A. Drolet was born in **Québec City, Canada (1944)**. After earning his **Engineering Physics B.A.Sc.** degree at Laval University (1967), he completed the **M.A.Sc. and Ph.D** postgraduate programs in **Bio-Medical Engineering** at the University of Toronto (1971). He was **Professor of Bio-Medical Research and Electrical Engineering** at Laval University, (1971...)



Dr. Roland A. Drolet, Ph.D., the inventor

The RESC™ conditioner

The RESC™ philosophy uses a conditioning system called the RESC™ conditioner, an advanced electronic system which uses unique and patented bioelectric impulses of the RHUMART® waveform combined with a qualified teacher or mentor to guide the experimenter in his discovery of the best RHUMART® wave parameters. (Can Patents: 1113156 and 1150361 and Foreign Countries)

International Distribution

We have established a network of Independent Distributors to make RESC™ Conditioning known throughout the world. With this international distribution network, we intend to supply RESC™ conditioners to all human beings coping with numerous health problems, so that they can eventually control their own health.

Thus, everyone will be happier and more autonomous with the RESC™ Philosophy since "Controlling your own Health" means "Controlling your own Life" which is the very basis of Freedom and Happiness!

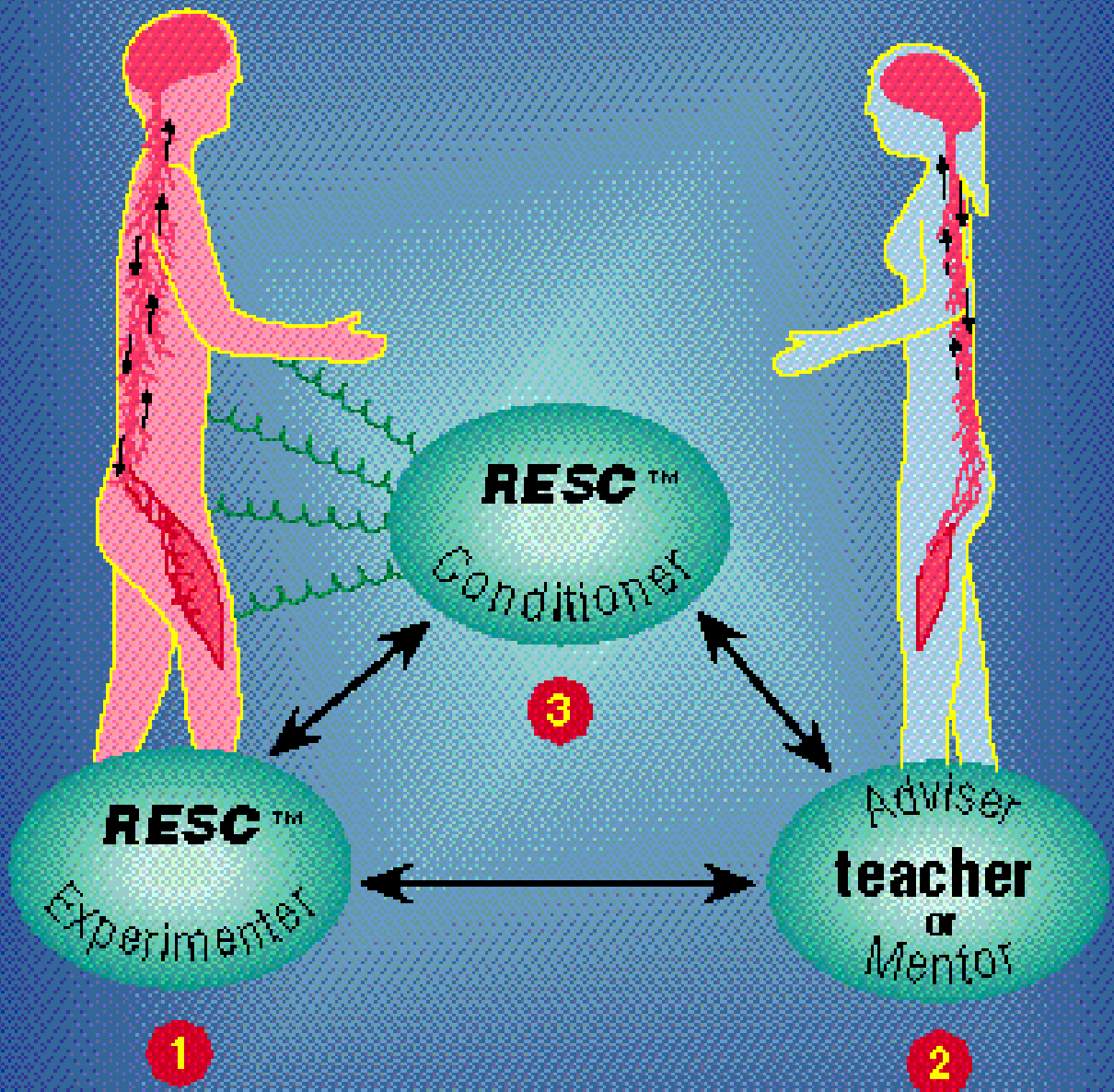
He was the Founding Director of the Bio-Medical Engineering Division of a Teaching and Research Hospital in Québec (the **CHUL**) from 1971 to 1975. In 1967, he headed Northern Telecom's Magnetism Laboratory in Montréal.

Since 1975 he has invented, developed and evaluated the unique **RESC™** Conditioner associated with the RESC™ Scientific Philosophy™ of Life.

your Independent Distributor of the
RESC™
Conditioner

Name:


Tel.: ()



Section -II-

The RESC™

Scientific-Philosophy™ of Life -II-



on the

RESC™ Phenomenon and its working principles



RESC™ is a **SCIENTIFIC-PHILOSOPHY™** of Life which uses **RHUMART®** regenerative bioelectricity.
RHUMART is a Registered Trademark of Génie-Cellulaire Inc. and the iRi owns the right to use it.
RESC and **SCIENTIFIC-PHILOSOPHY** are Trademarks of Génie-Cellulaire Inc. and the iRi owns the rights to use them.

© Copyright, **L'institut RHUMART® international (iRi)**, Québec, Qc, Canada, Jan. 1991.



The



***Scientific-Philosophy™
of Life -II-***

How and why

RESC™ Conditioning

can help you

to

***THINK positively,
improve your HEALTH and
achieve lasting HAPPINESS***



RESC™ -II-

INTRODUCTION

The RESC™ Scientific-Philosophy™ of Life -II-

Definition: The RESC™ Scientific-Philosophy™ of Life is a holistic approach by which everyone can use the basic **scientific experimental method** to discover the best RHUMART® wave parameters to help him improve his health and well-being with the unique RESC™ Conditioner.

PART -I-

- **THOUGHTS are physical entities that CONTROL your LIFE**

Thoughts are real physical entities, electromagnetic signal patterns that act like a computer command to your **Brain**, which responds according to the exact "wording" of the command (with the meaning of the words taken literally as previously registered in the conscious or the subconscious mind).

You need proof ?

Experiments carried out by American Parapsychologist Researchers have proved that **THOUGHTS are THINGS since they can be detected out of the body** and recorded on high sensitivity photographic paper.



RESC™ -II-

Let us consider the phenomena involved in hypnotic suggestions. No one will doubt the natural conclusion reached when a subject under hypnosis is positive that he/she is eating a juicy orange when he is actually eating a "**bitter**" lemon.

In this example, either the taste sensory nerve endings are not responding properly or the brain doesn't interpret their signals as corresponding to a learned sensation. In fact, the sensory nerve signals are not eliminated altogether; they are simply **inhibited** by the **physical electromagnetic thought command** of the hypnotist.

From this example, it is clear that **thoughts** are as **real** as the **electromagnetic signals** of taste sensory nerve endings.

In order to be convinced of anything, I always like to have at least three good reasons. Here is the third one.

This example relates to **externally visible physiological signs** induced in a hypnotized subject who imagines that he is on a beach, on a **very hot sunny**

day, while he is actually in a cool air-conditioned environment. When I actually witnessed this demonstration by the world's renowned hypnotist Yvon Iva, in Québec City many years ago, I was impressed to see at least 25 of a group of hypnotized subjects responding at once to the **hot-and-sunny-beach-day suggestion** by taking off their jackets and shirts, after which they all started to perspire intensely. I was able to see perspiration drops on at least 10 of the subject's faces! ... Thank God, the hypnotist had suggested that they keep their underwear on, no matter how hot it was...

If you are really curious, a four day practical course in hypnosis can convince at least 70% of students that **they have the power to be good hypnotists** if only they are prepared to seriously work at it! Sounds impossible!... Well, I did it, and you can do it too if you really want to.



RESC™ -II-

We can conclude that:

THOUGHTS are physical entities

- Thoughts are a **series electromagnetic signals**;
- Thoughts are like "**hypnotic-suggestions**" to your mind, which controls your body by means of your brain or "CPU" (central processing unit);
- Thoughts can act like "**Command-Programs**" to your body.

THOUGHTS are generated in three different ways

- **E-thoughts:** are externally generated by other people including thoughts generated by what you read in general.
- **A-thoughts:** are generated by your own Actions. This is what **Jean PIAGET** meant one hundred years ago when he said: "**THOUGHTS are the interiorization of man's actions** during his life."
- **R-thoughts:** are generated by the mental activity called **Reflection**.



RESC™ -II-

The three **STEPS** of **LEARNING** when you are looking for **CERTAINTY**

When you are seeking certainty about any subject, the three different ways to learn are as follows:

1. ***REFLECTION or your own MENTAL ACTIVITY***
2. ***The experience of OTHERS***
3. ***YOUR OWN experience or actions***



RESC™ -II-

The Role of POSITIVE THINKING

The Role of POSITIVE THINKING

Now you know the **power of thoughts to influence the perception of your environment, including your own body** (since it's your MIND that perceives the different states of your body). You should be convinced of the role of positive thinking on your health... and happiness.

For a more scientific tract of the **ROLE** of thoughts in your life, see the "**DIAGRAM of ORGANIZATION and CONTROL in MAN**" by Dr. Roland A. Drolet (ref. No. 3 and *Section-III*).



RESC™ -II-

Part -II-

FROM POSITIVE THINKING to the RESC™ Scientific-Philosophy™ of Life

As you know, positive thinking alone can often make "miracles" happen. Many people who have been diagnosed by the best modern diagnostic tools to be **afflicted with TERMINAL CANCER** have recovered quickly or "miraculously", because **they simply refused to take a negative attitude towards their Disease or their LIFE in general.**

However, it is only a minority of people on this planet who can spontaneously take such a POSITIVE attitude that they can effectively and safely control and resolve their more "serious" or supposedly "chronic" health problems.

The first step that I suggest in the direction of positive thinking is that you realize that a **DISEASE in general is not a physical entity.** At best, it only

represents different perturbations or alterations of "normal" physiological parameters or basic physiological measurements that have been used by medical "professionals" to define "numerically" or "quantitatively" the normal "Health Condition" a state that could be more appropriately called the "**Apparent Physical Health**".

The general concept of Health used in the RESC™ philosophy is much broader than that simplistic physical definition. Indeed, Health is much more than the absence of **disease** as will be evidenced in the following pages.

(See the 7 laws of Self-Care, by Dr. Tom Ferguson, reported in the Journal RHUMART®, Vol.1, No. 3, Sept. 1990; see reference No. 8).



RESC™ -II-

POSITIVE-THINKING definition of HEALTH

POSITIVE-THINKING definition of HEALTH

HEALTH is a State of Mind in which you feel great because you know that you are capable of controlling your own LIFE and you feel positive that all your personal LIFE objectives can be reached with:

- 1. *Your motivation***
- 2. *The help of others (including the best teachers),***
- 3. *The wonderful "tools" made available to you.***

Any "sick" or "unhealthy" person, by the former traditional definition of Health, can be very healthy in terms of our "**Positive-Thinking**" definition of Health. What a wonderful prospect !

MOTIVATION TO BE HEALTHY

Any improvement of a health problem starts with the individual's **motivation** to **recover** or to solve his problem. Otherwise he is not even going to look for solutions and will be depressed by his own negative attitude; consequently, his problem will be aggravated. This is the first RESC™ factor: **motivation**.



RESC™ -II-

Positive Placebo Effect

The help that one can obtain from others depends very much on the "tools" or "means" used or recommended by advisors, teachers or mentors (known as Therapists by the medical and paramedical establishments). If these people use only the **Positive Placebo Effect** which I think is a very poor version of **Positive Thinking**, this approach is nevertheless much better than the usual "medical" approach which gives mindless preference to chemical drugs to help resolve any health problem. I'm not saying that some drugs are not useful and commendable in **acute attacks** of arthritis or inflammatory diseases for example, but if taken for extended periods of time, these chemical products can cause numerous undesirable side effects.

I have previously explained the Positive Placebo Effect. Usually, the medical establishment talks about the **Placebo Effect** but never mentions if it is positive or negative. Why? It is one of their well "established" **SECRETS** that were disclosed by an excellent study completed in the 70's by Harvard Business School graduates (in Cambridge, MA). What did the Harvard Study disclose?... **At least 70% of all results obtained by medical doctors are caused by the well known Placebo Effect** (which I refer to as the Positive Placebo Effect).

Negative Placebo Effect

I define the Negative Placebo Effect as the effect that a negatively biased experimenter will have when he depreciates or is indifferent to a means of improving health which is being evaluated.

This negative attitude of the experimenter can sometimes completely destroy the **candidate's motivation** to heal with the method being tested. The results may sometimes be null or negative in these circumstances, even with good therapeutic means, **all because of the POWERFUL influence of negative thoughts on the candidate** (partly due to the fact that the candidate is in a **weak position** with respect to the experimenter).



RESC™ -II-

The wonderful "tools" made available to you

The wonderful "tools" made available to you

I'm not going to discuss all of the "tools," "devices" or means available to help you recover your health. I shall rather concentrate on what I know best: **The RESC™ Conditioner**, which uses RHUMART® regenerative bioelectricity.

Why should this particular "tool" be any better than any former and well known "tool"? Mainly because the **RESC™ Conditioner**, when properly used, can help you in many ways that no previously known means could.

Indeed, the **RESC™ Conditioner** can help you maintain and improve your health by reinforcing your body's natural defense and healing mechanisms.

The RESC™ Conditioner can enhance your **defense and healing mechanisms** because of its well known and previously described physiological effects, recalled here:

1. **Improvement of blood circulation;**
2. **Relaxation of the nervous system**, producing anti-inflammatory and pain-killing effects;
3. **Stimulation of cell repair and regeneration.**

Initially, the **RESC™ Conditioner** is used in cooperation with an experienced adviser, teacher or mentor who helps the subject **in his experimental research** to find the best RHUMART® wave parameters. Eventually, the RESC™ Conditioning method will help the candidate to gain a better perception of his own body (**which usually occurs when pain is controlled and when normal sleep is achieved**).



RESC™ -II-

With the mental perception of a **relaxed and pain-free body**, the candidate to **better Health with RESC™** will rediscover **Self-Confidence**, which is the very basis of **Positive Thinking**. This will help him control his own Health and Happiness through successive **Positive-Action Cycles**, including RESC™ Conditioning sessions.

The concept of **Positive-Action Cycles** can be "visualized" with the help of the author's **DIAGRAM of ORGANIZATION in MAN**, which illustrates the creation of **Action-Generated-Thoughts** (or **A-thoughts**) fed back to the **Higher Brain Perception Centers**.

The **relaxed state** of his body will help improve **blood circulation** which will help enhance **cell repair and regeneration**; **all three (3) basic**

physiological effects of RESC™ Conditioning can now be regarded as direct effects of Action-Generated-Thoughts (A-thoughts) as well as indirect effects produced by the **unique patented bioelectric impulses**. **These impulses, in the range of 20 μ A/cm²** are of the type and intensity of known Calcium Ion Current Impulses (Ca⁺⁺) involved in the synaptic transmission of the bioelectric signals responsible **for the maintenance, repair and control of all known life processes**.

The role of these Calcium Ion Current impulses was shown in a very impressive scientific publication by L.Llínas (Scientific American Journal, Oct. 1982, Calcium in Synaptic Transmission of Nerve Signals).



RESC™ -II-

Conclusions regarding the RESC™ Scientific-Philosophy™ and HAPPINESS

We have seen how RESC™ Conditioning can help you **think positively** (by "quickly" improving your perception of your own body as being relaxed and healthy). In other words, you will feel "younger" and will regain confidence in your body, which you will no longer see as an old and broken-down habitation for your soul!

The **improvement of your Health** will result indirectly from the three basic physiological effects of your RESC™ Conditioner.

But what about HAPPINESS? How can RESC™ help you achieve lasting happiness, that most precious goal that all human beings are striving for?

According to my own standards, **HAPPINESS** (as HEALTH) is a **State of Mind** or more explicitly, it depends directly on our **CONSCIOUSNESS level**.

I refer to the 7 consciousness levels defined by **Ken Keyes Jr.**, in his American Best Seller: "**Handbook to Higher Consciousness**," in which the following levels of consciousness are defined:



RESC™ -II-

The three levels of suffering and discontent.

1. The **security** center
2. The **sensation** or the pleasure center
3. The **power** center

The top four levels of JOY and HAPPINESS.

4. The **love** center
5. The **abundance** center
6. The **self-realization** center
7. The **cosmic** consciousness center

(Every human being acts according to one of the 7 consciousness "centers" defined by Ken Keyes Jr.)

I can assure you that lasting happiness **lies** in the **TOP four** levels of consciousness defined by Ken Keyes Jr. He defines the first three levels as **consciousness levels** of suffering and discontent.

To be truly happy one has to "**think-positively**" and act (most of the time) according to one of the **TOP four** consciousness levels defined above: that is **LOVE, ABUNDANCE, SELF-REALIZATION** and **COSMIC CONSCIOUSNESS**.



RESC™ -II-

Finally, how can **RESC™ Conditioning** help you **achieve Happiness or Higher States of Mind?**

It is obvious that RESC™ Conditioning **will reduce your time in the "insecurity" level** by helping you to improve your own health.

It will also **enable you to elevate your mind above the pleasure and sensation level** because you will experience numerous pleasures and sensations that you were unable to experience with your former health problems.

Because you will have discovered **the true meaning of Health and Happiness in the higher consciousness levels**, you will not spend as much of your time in the **POWER** level of consciousness because you will know better!

Also, the results that you will experience with RESC™ Conditioning will naturally lead you into the **HAPPINESS levels of higher consciousness of LOVE, ABUN-DANCE, SELF-REALIZATION and COSMIC consciousness.**

Thus, from each consciousness level you will always see your life and those of others through **"positively polarized lenses."** Then you will discover **the Happiness of helping other human beings** to achieve Health and lasting Happiness. Finally you will think and act **most of the time** according to the **LOVE, ABUNDANCE, SELF-REALIZATION and COSMIC consciousness levels, WHICH IS AS CLOSE TO LASTING HAPPINESS AS ONE CAN ACHIEVE!**



RESC™ -II-

REFERENCES

1. Drolet, R.A., 1990, **The RESC™ Scientific-Philosophy™ of Life-I**, L'institut RHUMART® international (iRi), (C.P. 9968, Ste-Foy, Québec, Canada, G1V 4C5).
2. Drolet, R.A., 1990, **Control your Health with the RHUMART® Auto-Health™ System or the RHUMART® Life-regenerator™**, **Journal RHUMART®**, Médecine-Bioélectrique Inc., (C.P. 9968, Ste-Foy, Québec, Canada), pp. 18-19, Vol.1, No.1, March 1990.
3. Drolet, R.A., 1990, **Diagram of Organization in Man: Origin, Survival, Evolution, Development and Health**, **Journal RHUMART®**, Médecine-Bioélectrique Inc., (C.P. 9968, Ste-Foy, Québec, Canada, G1V 4C5), pp. 62-68, Vol.1, No. 1, March 1990.
4. Drolet, R.A., 1990, **L'Anti-Stress-RHUMART®**, **Journal RHUMART®**, Médecine-Bioélectrique Inc., (C.P. 9968, Ste-Foy, Québec, Canada, G1V 4C5), pp. 69-80, Vol.1, No. 1, March 1990.
5. Drolet, R.A., 1990, **La Physiologie RHUMART®**, **Journal RHUMART®**, Médecine-Bioélectrique Inc., (C.P. 9968, Ste-Foy, Québec, Canada, G1V 4C5), pp. 81-88, Vol.1, No. 1, March 1990.
6. Keyes, Ken Jr., 1975, **Handbook to Higher Consciousness**, (fifth edition, 1987) Les Éditions Universelles du Verseau, (C.P. 1074, Knowlton, Québec, J0E 1V0, Canada)
7. Hayward, S, 1989, **A Guide for the Advanced Soul**, In-Tune Books, (P.O. Box 1093, Crows Nest, NSW 2065, Australia).
8. Ferguson, T., 1990, **Les 7 Lois de l'autosanté**, **Journal RHUMART®**, (P.O. Box 9968, Ste-Foy, Québec, Canada, G1V 4C5), p.144, Vol. 1, No. 3, Sept.1990.

Section -III-

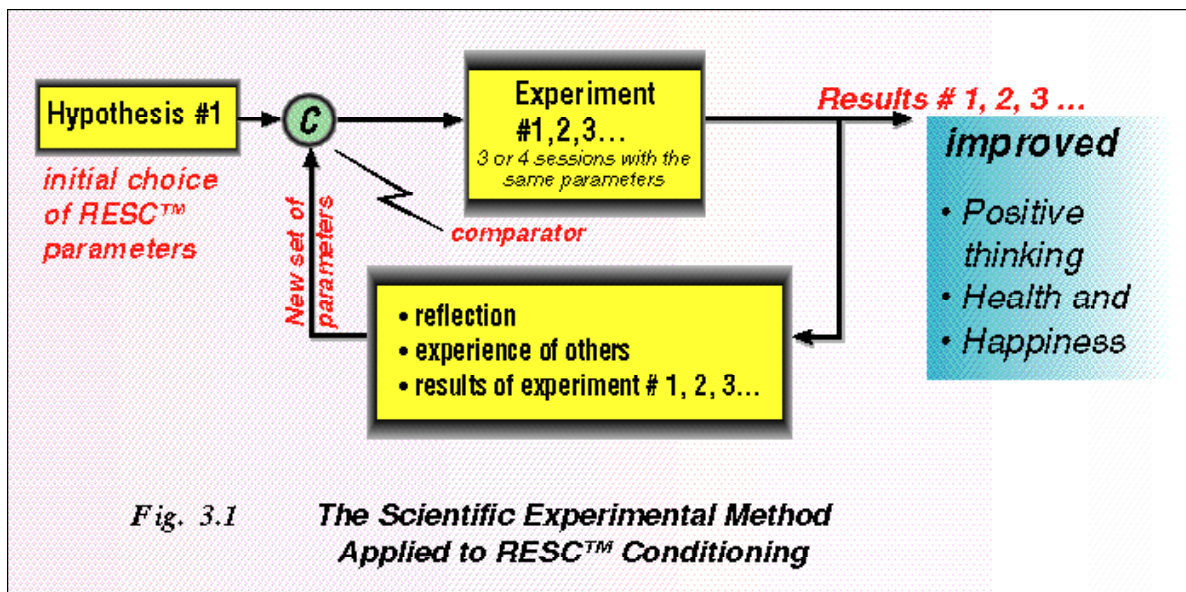
The Scientific Experimental Method applied to RESC™ Conditioning and the DIAGRAM of ORGANIZATION in MAN

Complete unacquaintance with a subject is never a dangerous or formidable obstacle, nor is it the worst of evils; much graver harm is done by wide acquaintance with a subject and extensive learning in it, when they are conjoined with a lack of method.
 (Plato, "The Laws," VII, 819a)

The Scientific Experimental Method

Referring now to the RESC™ diagram (Section-I), and to the **DIAGRAM of ORGANIZATION in MAN**, it is clear that the RESC™ philosophy teaches the basic **SCIENTIFIC EXPERIMENTAL METHOD** to every person who wishes to improve positive THINKING, HEALTH and HAPPINESS using the unique and patented RESC™ Conditioner.

For those who are not aware of the **Scientific Experimental Method**, consider the following simple diagram of this method applied to RESC™ conditioning:





The Scientific Experimental Method (cont'd)

Initially, one must receive the proper training to use the RESC™ conditioner, from his mentor or teacher who is experienced with this technique.

With proper training, the RESC™ experimenter chooses the initial conditioning parameters: Amplitude (A), Modulation (n), Duration of RESC™ session and choice of applicators, according to the guidelines presented in *Sections IV and V* of this manual.

In other words, he decides on his first experiment with his RESC™ conditioner (hypothesis #1, Fig. 3.1) using one set of initial parameters. He compares his state of mind or health before, and one day after the use of his conditioner.

Depending on how he feels about his health, he continues with the same parameters for 3 or 4 RESC™ sessions or he modifies the parameters for the second session. Unless he feels really

bad, he should use the same parameters for at least 3 or 4 consecutive sessions.

Each RESC™ session is a scientific experiment where the user is the experimenter. His mentor can help or guide him if he needs further training to use his conditioner.

After each session (or one day after), the user-experimenter uses his own mental reflection, the results of his previous experiments and the experience of others who have mastered the technique to decide on a possible new set of RESC™ conditioning parameters.

After a certain **number of sessions** (or experiments), which varies with each individual, the experimenter should improve his health and happiness. He should therefore improve his attitude and become much more positive about his health and life in general.



Diagram of Organization in Man

Dr. Roland A. Drolet, Ph.D.

- **NOTE 1: THE STRUCTURE OF KNOWLEDGE** is oriented toward an ever more general and abstract conceptualization, according to Jean Piaget.

Man cannot understand a new concept unless all of its elements are already present within him. Predicting the overall behavior of a system is impossible, based solely on knowledge of its components, and something is understandable only through its history.

- **NOTE 2: THE NATURE OF THOUGHT.** Again, according to Jean Piaget, the basis of knowledge rests on the concept that ACTION is a stage preceding thought, and thought itself is a process of interiorizing a man's actions during his life.

Thoughts are physical entities since they can be detected outside the body. "THOUGHTS ARE THINGS" according to the renowned American parapsychologist, A. Tanous.

- **NOTE 3: EXAMPLES OF PSYCHOLOGICAL CONTROL**

- | | | |
|-----------------|---|-------------------|
| 1. Biofeedback | 7. Heart rate | 12. Hormones |
| 2. Hypnosis | 8. Blood pressure | 13. Cell division |
| 3. Sleep | 9. Breathing rate | 14. Growth |
| 4. GSR | 10. Body temperature | 15. Reproduction |
| 5. Vasodilation | 11. Hypothalamic and hypophyseal activity | 16. Homeostasis |
| 6. Blood flow | | |

- **NOTE 4: CONTROL FACTORS IN MAN'S SURVIVAL, SUR (1 to 7)**

1. The genetic code of life on earth
2. Appropriate food for the species (including medication) (Note 11)
3. Regenerative bioelectricity (eg.: RHUMART® conditioning)
4. Gravity (mechanical and piezoelectrical effects)
5. Conscious and subconscious thoughts (Notes 2, 3, 9 and 10)
6. The ten senses (Note 7)
7. Various electromagnetic radiations (Notes 8 and 12)

- **NOTE 5: THERE ARE THREE FUNDAMENTAL WAYS TO LEARN**

1. Personal thinking
 2. The experience of others
 3. One's own experience
- $$\sum_{1,2,3} = \text{CONVICTION}$$

- **NOTE 6: THINKING OR ACTING**

Habitually, thinking without acting will cause the human spirit (and the brain) to atrophy and lead to its domination by external thoughts and disturbances.



- **NOTE 7: THE TEN SENSES, SE (1 to 10)**
 1. Sight
 2. Hearing
 3. Smell
 4. Taste
 5. Touch
 6. Hunger
 7. Thirst
 8. Pleasure (ex.: sex)
 9. Fear (ex.: stress)
 10. Pain (physical, psychological)

- **NOTE 8: ATMOSPHERIC RADIATION, RA (1 to 4)**
 1. High-energy rays (gamma rays, X-rays, etc.)
 2. Visible, ultraviolet and infrared rays
 3. Non-ionizing radiation (microwaves, shortwaves, VHF, UHF, HF, RF)
 4. Electric and magnetic storms, Schumann's resonances.

- **NOTE 9: EXTERNAL INFLUENCES ON THE SUBCONSCIOUS, PS (1 to 6)**
 1. Subliminal thoughts
 2. Suggestions under hypnosis
 3. Thoughts stimulated by DIANETICS
 4. Foreign thoughts (active spirits)
 5. Thoughts stimulated by consciousness
 6. Thoughts generated by ACTION

- **NOTE 10: EXTERNAL INFLUENCES ON CONSCIOUSNESS, PC (1 to 4)**
 1. Foreign thoughts
 2. Thoughts stimulated by DIANETICS
 3. Thoughts stimulated by the subconscious
 4. Thoughts generated by ACTION

- **NOTE 11: THE BODY'S IMMEDIATE ENVIRONMENT, EN (1 to 4)**
 1. Metals, dust, pollutants, gases, ions, CO₂, O₂, O₃, H₂O, H₂
 2. Electric and magnetic fields, gravity
 3. Animals, vegetables, medication
 4. Artificial radiation (Note 12)

- **NOTE 12: ARTIFICIAL RADIATION, RAA (1 to 12)**
 1. Radio
 2. Television
 3. Microwaves
 4. VHF
 5. UHF
 6. HF
 7. LF
 8. VLF
 9. Ultraviolet
 10. Visible
 11. X-rays
 12. etc.

DIAGRAM OF ORGANIZATION IN MAN
 BY DR. ROBERT A. DROLET, PH.D.

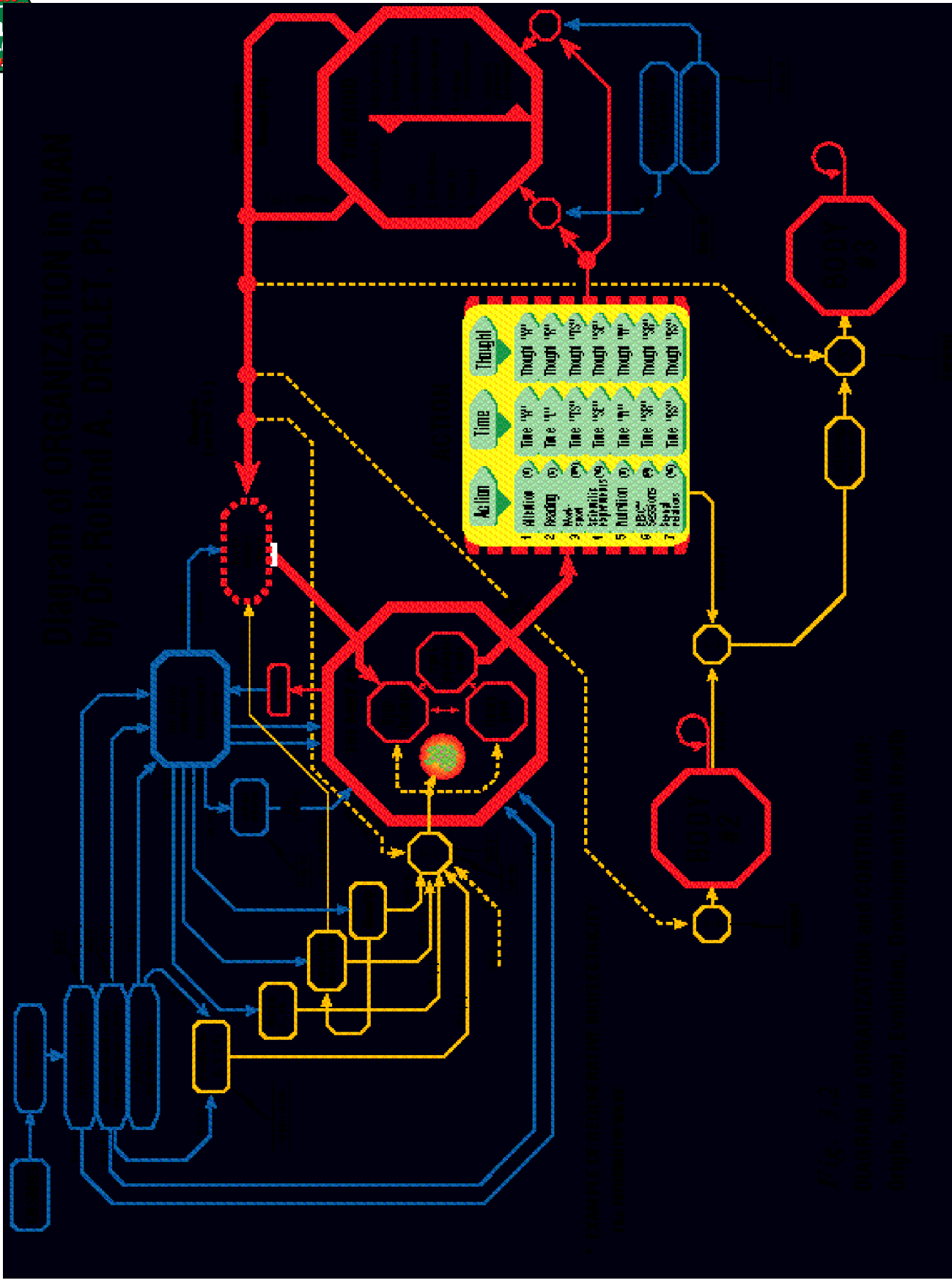


Diagram of Organization in Man
 by Dr. Robert A. Drolet, Ph.D.



Organization and Control in Man and the Scientific Experimental Method

The Diagram of Organization in Man, Fig. 3.2, summarizes the general organization and functioning of man.

It is based on the historical, philosophical and scientific knowledge acquired over the last 2000 years about the **Origin, Survival, Evolution, Development and Health of mankind.**

This diagram shows the relationship between the most important Factors of Organization and Control in man.

Only what is positively known and proven to the truly scientific mind has been incorporated in this "Diagram of Man," which allows a better understanding of the holistic approach to health and happiness.

The discussion on the **Origin, Survival and Evolution** (of the **Darwin** type) of man is beyond the scope of the present **USER'S GUIDE** and will be presented in a special book on **the ORGANIZATION and CONTROL in MAN.**

Here and now, I am is mainly concerned with the **Development and Health of Man** as related to the RESC™ Conditioning method and philosophy.

Previously, we have discussed how the **Scientific Experimental Method** applies beautifully to **RESC™ Conditioning**. Now, we want to help you visualize a scientific experiment, such as a RESC™ Conditioning session, using the Simplified "**Diagram of Man**" presented in *Fig. 3.2.*

Any scientific experiment such as a **RESC™ session** can be regarded as a **positive-action-cycle** in our "Diagram of Man." Indeed, one can visualize the choice of initial RESC™ parameters (as well as the subsequent choices) as a psychosomatic event involving both **the human mind and body** which are both represented as large octagons in the "**Diagram of Man.**"



Organization and Control in Man... (cont'd)

The choice of RHUMART® wave parameters involves the steps of **learning by personal reflection, by the experiences of others** and by the conclusions reached **from previous personal experimentation such as RESC™ Conditioning sessions** described in *Section-III* (Fig. 3.1). **This is the basic first step** of the scientific experiment which involves mainly THINKING and ANALYSIS of previous results and experiences.

The second important step of the scientific RESC™ Conditioning experiment is to adjust the parameters according to how the user himself feels about his health after one or more conditioning sessions. This step involves **Action-generated thoughts** fed back to the higher brain perception centers via one or more of **the 10 senses** illustrated in the diagram. This concept was discussed in the "RHUMART® Journal", Vol. 1, No. 1 and Vol. 1, No. 2 in the Section titled "From doubt to the RHUMART® Truth." (See the quotation from Jung about how to decide when a truth is a real truth).

So, when the user has reached a conclusion on a new set of parameters, he must "ingest" or "incorporate" this new set of parameters and verify if it is consistent with everything he knows, and decide how he feels about his conclusion. If he feels well and has no headache, upset stomach or any other symptom which could reveal that his conclusion is not right for him, then he should use this set of parameters in his next RESC™ session or scientific experiment.

After a few months of experimentation, the RESC™ Conditioning method will help the user **to improve his mental perception of his own body**.

With the mental perception of a relaxed and pain-free body, the candidate for better **Health with RESC™** will rediscover **Self-Confidence**, which is the basis of **Positive Thinking**. This will help him control his own Health and Happiness through successive **Positive-Action Cycles**, including RESC™ Conditioning sessions.




Section -IV-

The RESC™ Conditioners and their Operation





The RESC™ Conditioner Deluxe AUTO-SANTÉ™ System





Section IV: The RESC™ Conditioners and their operation

Components of RESC™ Conditioners

(A) The RESC™ Conditioner, Auto-Santé™ System includes:
(see Fig. 4.2 to identify components)

- MBI-3000 RESC™ controller (11)
- pair of giant MAXI-2A rings (12)
- pair of regional REBONE-4A applicators (13)
- MBI-3000 case and accessories
- 12-foot set of extensions
- User's Guide to RESC™

(B) The RESC™ Conditioner, "Deluxe" Auto-Santé™ System includes:
(see Fig. 4.1 for identification of components)

- MBI-3000 RESC™ controller (11)
- pair of giant MAXI-2A rings (12)
- pair of regional REBONE-4A applicators (13)
- pair of local MINI-4A applicators (14)
- pair of flexible BF-2 arms (15)
- whole body MAXI applicator (16)
- RHUMART® table (17)
- MBI-3000 case and accessories
- 12-foot set of extensions
- User's Guide to RESC™

These two RESC™ conditioning systems are well illustrated in Figures (4.1 to 4.4).

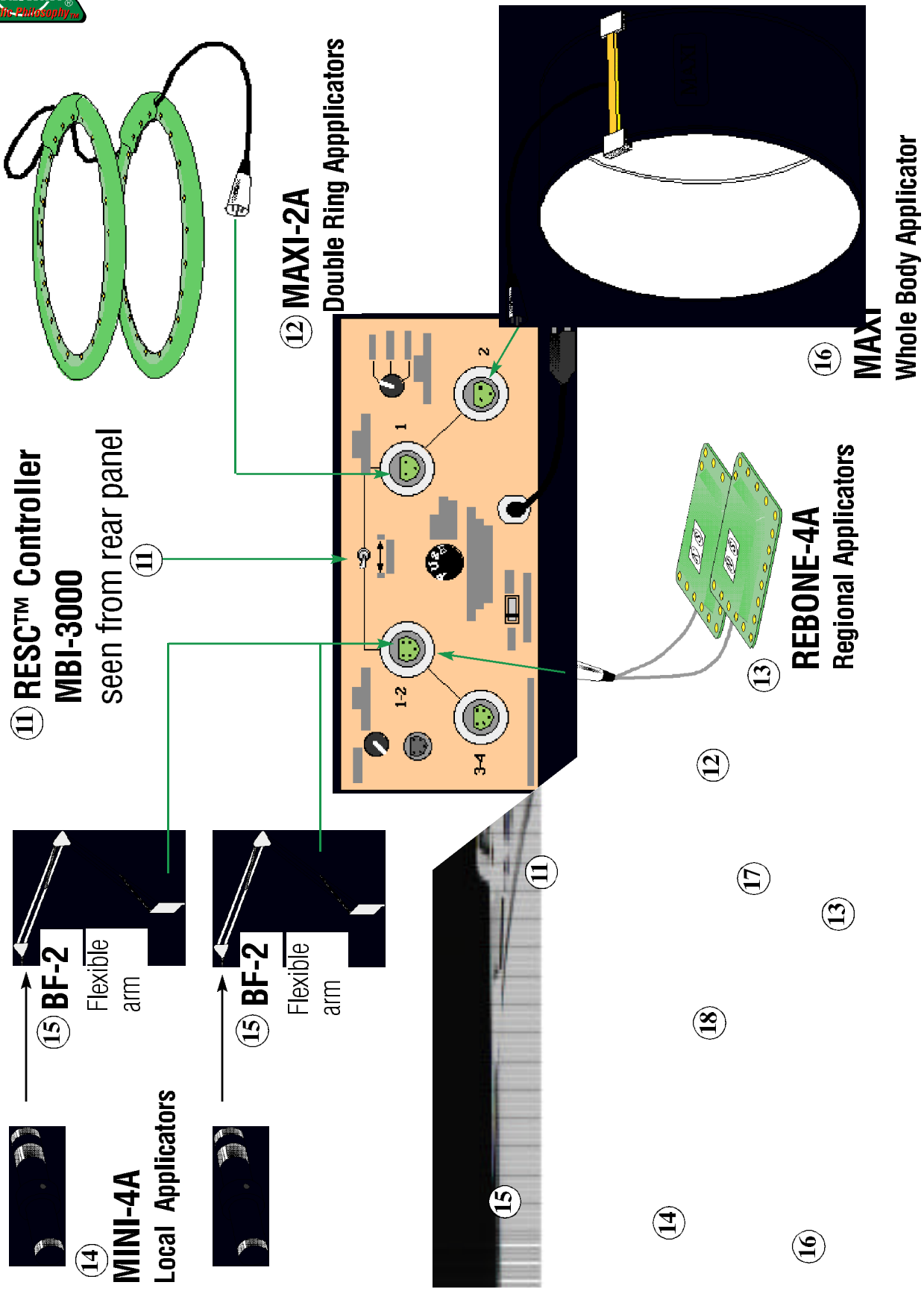

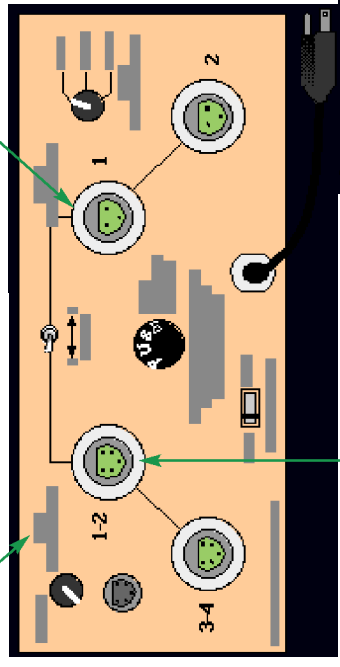


Fig. 4.1 The RESC™ Conditioner Deluxe Auto-Santé™ System


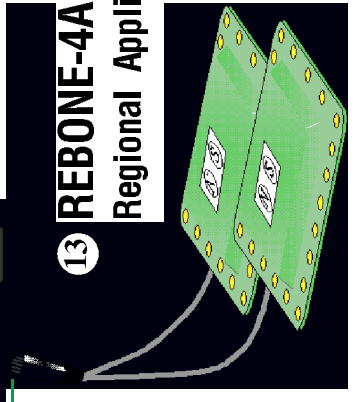
⑫ **MAXI-2A**
Double Ring



⑪ **RESQ™ Controller**
MBI-3000
seen from rear panel



⑬ **REBONE-4A**
Regional Applicators



⑪

⑬

⑫

⑬

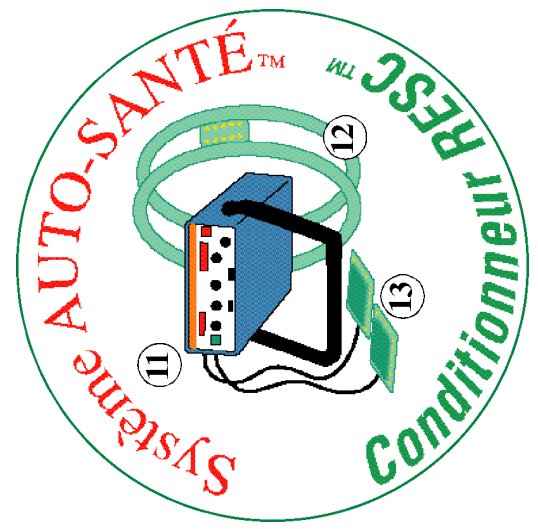


Fig. 4.2 The RESQ™ Conditioner, Auto-Santé™ System

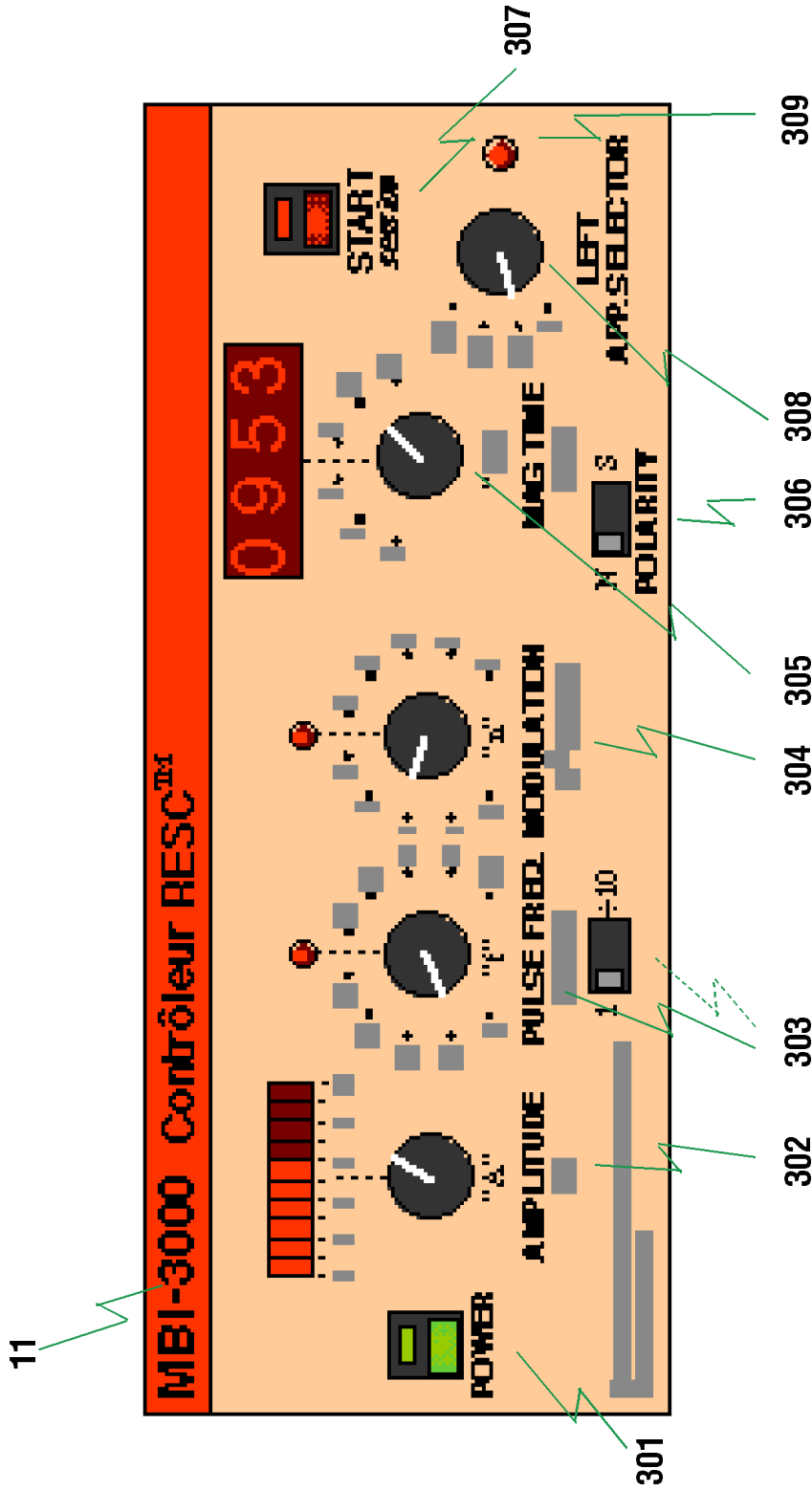


Fig. 4.3 The RESC™ Controller MBI-3000 (Front panel)

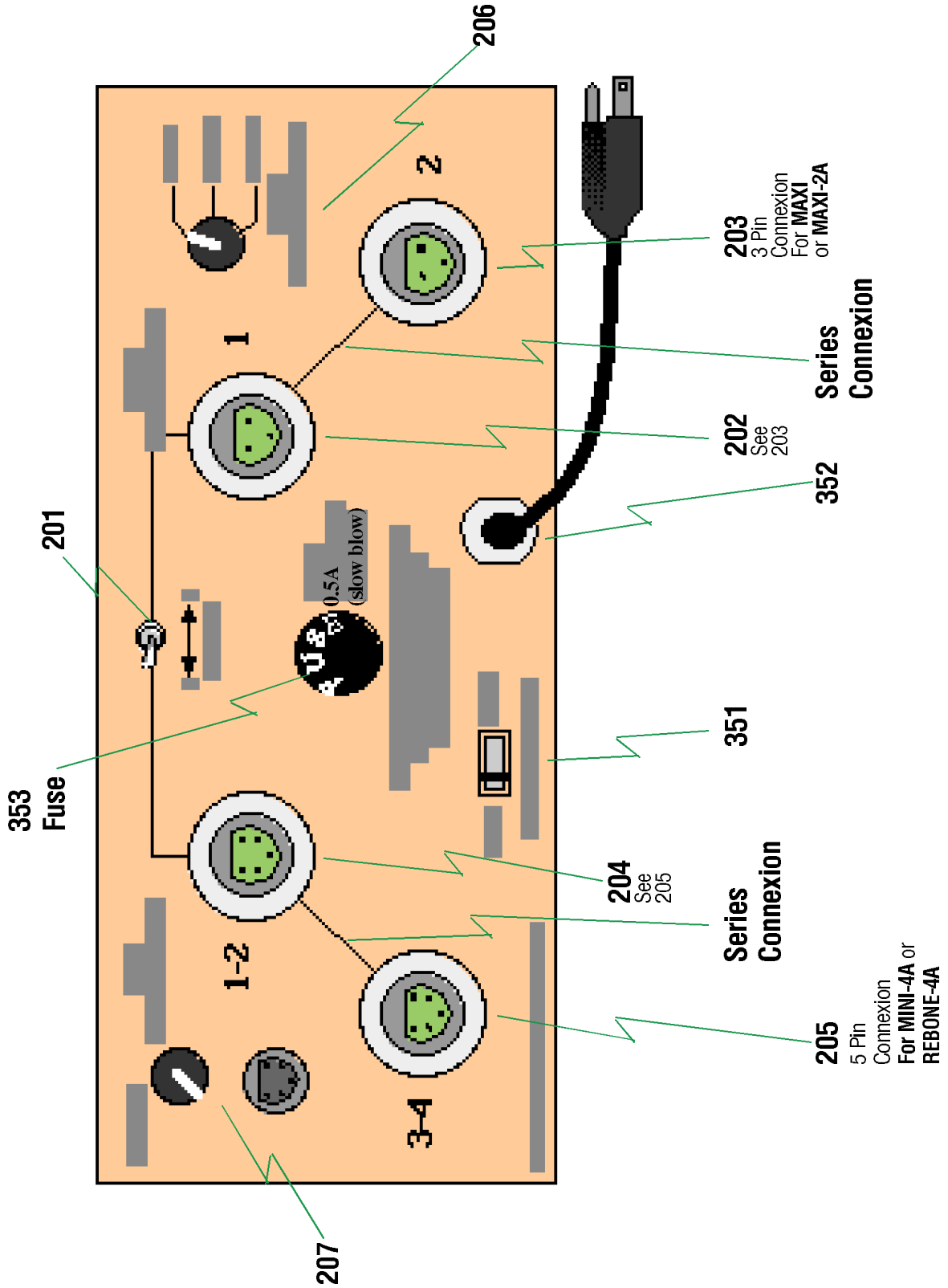


Fig. 4.4 The RESC™ Controller MBI-3000 (Rear panel)



4.1 PRECAUTIONS and NOTICE on SAFETY and EFFECTIVENESS of RESC™

PRECAUTIONS

Read these instructions carefully, making sure you fully understand the principles of RESC™ conditioning.

The RESC™ technique may alter sleep patterns, particularly when applied to the experimenter's head in the late evening.

Choose a comfortable position during a RESC™ session (generally seated or lying down). You need not undress.

When using the MBI-3000 controller, never cover an applicator with a blanket or other insulating fabric, since it could overheat. It is normal for the temperature of the applicator to rise slightly (less than 3°C) after a long conditioning session at high dosage.

The conditioner can be operated continuously, but this is not advisable, especially at maximum output.

For the first five to ten sessions with the MBI-3000, you should use the

system every other day. Conditioning may be given every three days thereafter. When well tolerated, local or "regional" Conditioning (with MINI-4A or REBONE-4A) may be taken every day.

Experimenters suffering from chronic degeneration conditions may not show stable improvement until after the fifteenth or even the twentieth session. Nevertheless, often positive effects are felt from the very first sessions. In rare cases, 6 to 8 months of conditioning may be required before reaching a stable improvement.

It is normal that an experimenter's symptoms become somewhat more pronounced after the first two to four applications. This is not a reason to discontinue the conditioning course. The experimenter is undergoing the initial phase of adaptation to RESC™ conditioning and will usually show improvement shortly.



If, after the first, second or third session, a user feels sharp, constant pain in the area of application, discontinue RESC™ conditioning and visit a physician as soon as possible. Such a reaction to conditioning is abnormal.

A weak dosage applied at a distance from the affected area is recommended for the following: arterial embolism, intermittent claudication, diabetic angiopathy, angina (pectoris) accompanied by coronary insufficiency and preinfarctus syndrome. RESC™ is used only to induce physiological effects and not to "treat" these health problems.

Notice on safety and effectiveness of the RESC™ technique:

1. There is no absolute contraindication to RESC™ Conditioning when used according to the present GUIDE and the directives issued by MBI or the iRi (institut RHUMART® international).
2. Results reported in recent years by numerous users of the RESC™ conditioner have shown the safety and effectiveness of this system **to help** reduce the physiological STRESS related to numerous health problems such as:
 - implanted cardiac pacemakers (ex.: global applications with large rings)
 - pregnancy with various health problems (ex.: pain and circulation problems)
 - diabetes (ex.: various circulation and health problems)
 - internal haemorrhage (ex.: associated with menstruations)
 - mycosis (with parasites)
 - multiple sclerosis at various stages
 - tumors and cancers at various stages.



Precautions and Notice... (cont'd)

The RESC™ technique induces only physiological effects similar to those of physical exercise to help all kinds of health problems. It must be specified that this cell conditioner is not a medical device and no representation to the contrary is allowed by MBI or the iRi.

Various types of cases involving the above conditions and hundreds of others have shown improvement when the subject followed guidelines from MBI, those of the present USER'S GUIDE and those of training seminars offered by the international RHUMART® institute (iRi). (For details of original testimonies, see the RHUMART®-index available in the RHUMART® Journal or under separate cover).

3. Concerning tuberculosis, nothing has yet been reported in our archives. Any information on this subject is welcome from our clientèle.

4. In order to discover the great range of cases which have been solved, improved or helped with the RESC™ Conditioner, you are invited to consult the RHUMART®-index for over 200 health problems and original VIDEO documents including authentic testimonies from RESC™ users.

5. For complete information on **the scientific basis of RHUMART® bioelectricity, the reported results and the challenge of the year 2000: Self-Care**, you are invited to read the first three editions of the Journal RHUMART® (in French) or its english version (the RHUMART® Journal) available from the Independent Distributors of the RESC™ Conditioner, in 1991.



4.2 MBI-3000: SETTING UP AND QUALITY CONTROL

After reading the general precautions, you are ready to begin using the MBI-3000 RESC™ controller with the applicator(s) of your choice (**MAXI**, **MAXI 2-A**, **MINI-4A** or **REBONE-4A**, all illustrated in Fig. 4.1).

Follow the instructions of Sections 4.2 and 4.3 in numerical order.

4.2.1 Referring to Figure 4.1, **find the applicators you wish to use** and learn their names. Each part of the **MBI-3000** controller has been given a different number (Figs. 4.3 and 4.4) while the applicators are identified by a name.

4.2.2 Figures 4.1 through 4.4 show the "**heart**" of the RESC™ conditioner, the **MBI-3000** RESC™ controller. Figure 4.3 is a view of its front panel, while Figure 4.4 shows its rear panel. Looking at Fig. 4.4, plug the **power supply cord** (352) into a standard outlet (115-volts, 60 Hz for North America; 230 volts, 50 Hz for Europe), making sure to use the proper adaptor if you are using the standard 115 volts plug in a 230 volts outlet; then **place the power supply option switch** (351) at the **proper setting** (115 or 230 V). The Fuse (353) is a 0.5 Ampere "slow blow" type.

4.2.3 **Choose the appropriate APPLICATOR** after reading the following (applicators are shown in Fig. 4.1 and Fig. 4.2)

- **The pair of MINI-4A:** for concentrated physiological conditioning in a spherical area approximately **5 cm in diameter** for each **MINI-4A**;
- **The pair of REBONE-4A:** for concentrated conditioning in an area approximately **10 cm wide by 15 cm long** and about 10 cm deep, per applicator;



MBI-3000: SETTING UP AND QUALITY CONTROL (cont'd)

- **The MAXI:** for overall conditioning of the torso, midriff or legs. The empty cylinder is 50 cm in diameter and 25 cm high. Conditioning with this applicator should not exceed 10 minutes every second day unless, after at least one month's use, the experimenter has shown the ability to tolerate more **RESC™ conditioning**;
- **The pair of MAXI-2A:** giant rings, each 50 cm in diameter, used for overall conditioning of the torso, midriff and/or both legs at the same time. To get the equivalent of a **MAXI** application, simply place the two rings on top of each other to form an empty cylinder approximately 25 cm long, making sure to use the proper polarity (see paragraph 4.2.9 below).

4.2.4 Setting the controls on the MBI-3000:

With the selected applicator(s) **connected** to the **MBI-3000** as indicated in **Fig. 4.1** (**REBONE-4A** applicators can be connected in the same outlet as the **MINI-4A**, and vice versa - they both come in pairs); **referring to Fig. 4.3**, press the **POWER** button (301), turn the **AMPLITUDE** dial (302) clockwise as far as it will go, set the **FREQUENCY** (303) to 60 imp/sec and the switch below the dial (303) to 1, i.e. (the left position), set the **MODULATION** (304) to 2, the **MAG. TIME** (305) to 10 minutes, and the **POLARITY** (306) to N. Set the rear panel switch (201, **Fig. 4.4**) to left (L) or right (R), depending on whether you intend to use the applicators connected on the left or right of the rear panel as follows:

(a) **If you are using the applicators on the right, the SELECTOR** (206) should be in position 1 (.5 msec impulse width) with a whole body applicator (MAXI or pair of MAXI-2A) connected in (202) and nothing connected in (203). When two (2) whole body applicators are being used at once, the **SELECTOR** (206) should be turned clockwise as far as it will go (third position); and the **MBI-3000** will generate approximately 90% of the intensity produced when only one whole body applicator (MAXI or pair of MAXI-2A) is used.



MBI-3000: SETTING UP AND QUALITY CONTROL (cont'd)

(b) **If you are using the applicators connected on the left (204) or (205),** the front panel selector (308, Fig. 4.3) acts as control. In position 1, one applicator is fed; in position 1-2, the two applicators connected in outlet (204) are fed; in position 1-3 or 1-4, three or four of the applicators connected in outlets (204) and (205) are fed. The LED indicator light (309) tells you the position of the L-R switch on the rear panel (201): the light will come on when the switch (201) is sending power to the left applicators (204 alone or 204 and 205), and it will be off when the right applicators (202 alone or 202 and 203) are being fed.

4.2.5 Turn the **BEEPER (207)**, Fig. 4.4, clockwise so that you can hear the signal indicating **that conditioning is in progress**. Press the button (307) to **START** the conditioning session.

4.2.6 Check if the **LED** indicator lights above the control buttons (302, 303 and 304) in Fig. 4.3 **are on** (including the light bar located above the **AMPLITUDE dial (302)** and watch the timer readout above the **MAG. TIME (305)** to see that it is working: the time should be decreasing one second at a time from the conditioning period of time selected, i.e. 10 minutes in this trial operation.

4.2.7 Check if the **light in the START button (307)** is blinking at the same rhythm as **the light in the MODULATION dial (304)**. If it is, then all is normal and the current is being fed to the selected applicator(s). If not, the circuit is open somewhere. Make sure the **SELECTOR (206) or (308) is not set for applicators that are not connected to the MBI-3000**. for example, if the **SELECTOR (308)** is on 1-3 or 1-4 and no applicator is connected **in the outlet (205)** on the rear panel, or if the **SELECTOR (206)** is set to 1,2 (.5msec) or 1,2 (.8 msec) and no applicator is connected **in (203)** on the rear panel, the system will not work because the current circuit is open.



MBI-3000: SETTING UP AND QUALITY CONTROL (cont'd)

If all the connections are good and the **START light (307)** is not on, check for the presence of a magnetic field near the applicator, using the **MBI-101 field detector (18, Fig. 4.1)** or the **simple magnet (ferrite)** supplied with the unit. Hold the flat magnet between your thumb and forefinger, perpendicular to the direction of the magnetic field, and you'll feel a slight vibration if the field is present (proportional in strength to the **AMPLITUDE (A)**).

Another way of checking the field: aim the magnet toward the centre of your ear and "listen" to the **RESC™** magnetic field by moving closer to the applicator in use. Vary the **MODULATION (304)** and you'll hear different **RESC™** magnetic impulse rhythms.

4.2.8 The **ABRIDGED USER'S GUIDE (Section-V)** shows how the **RESC™ applicators are placed** on different parts of the body. (See examples A-Z of ring (12) and pad (13) positions).

4.2.9 Polarity (N or S):

North (N) or South (S) polarity is indicated on each side (or on each end) of every applicator. When only one applicator is being used, the North pole is directed towards the area to be conditioned, except in the case of physiological conditioning of sores, when the South (S) pole is applied to the affected area (with the MAXI or MAXI-2A, the North pole is directed towards the person's head); when two (2) applicators are used on either side of a limb, a shoulder or the head, the North of one applicator is placed on one side of the area to be conditioned and the South pole of the other applicator is placed on the other side of the conditioned limb, shoulder or head. This way, the conditioned area benefits more effectively from the magnetic field of both applicators. When conditioning predominantly near the surface, the two North or two South poles should be placed facing each other. On the head, it is advisable to start with low intensity superficial conditioning that is with facing North or South poles, and a low amplitude, A ($A \leq 2$ with **MINI-4A or **REBONE-4A** applicators).**



4.3 MBI-3000: PROGRAMMING AND APPLICATIONS

Now that you are familiar with the general precautions, as well as the setting up and quality-control procedures, you are ready to follow the **SIMPLIFIED INSTRUCTIONS** to select the conditioning parameters of the **MBI-3000 RESC™** system.

4.3.1 Setting the MBI-3000 controls (Figs. 4.3 and 4.4)

- (a) press the **POWER button (301)** (the power cord must be previously connected to the proper power outlet, 115 VAC or 230 VAC);
- (b) set the **PULSE FREQUENCY (303)** to **60 imp/sec** and the switch below it to **1** (i.e. to the left);
- (c) set the **POLARITY (306)** to **N**;
- (d) set the **SWITCH (201, Fig. 4.4)** to **L or R**, depending on whether you intend to use the applicators connected on the left or the right of the back panel of the **MBI-3000**;
- (e) set the **APPLICATOR SELECTOR (308, Fig. 4.3 or 206, Fig. 4.4)** to the proper position (as explained in Section 4.2.4 (a) and (b) above, for the MBI-3000);
- (f) turn the **BEEPER knob (207, Fig. 4.4)** clockwise so that you can hear the signal indicating that conditioning is in progress; the signal comes on as soon as the **START button (307, Fig. 4.3)** is pressed, and remains on until the session (305) is finished (when the chronometer above **MAG. TIME** reaches zero).

4.3.2 Look at *Section-V* below to see examples of how different **RESC™ applicators** are used for conditioning different areas of the body (including the examples A- Z of ring and pad positions).



MBI-3000: PROGRAMMING AND APPLICATIONS (cont'd)

4.3.3 Duration of conditioning session or MAG. TIME:

The MAG. TIME button (305) determines the duration of a conditioning session (T):

T = 10 minutes, usually;

T = 5 minutes for the first 2 or 3 sessions on the head or on a serious sore (to induce physiological effects in a case of varicose ulcers, for example);

T = 15 minutes, for difficult cases after 15 days of conditioning course;

T = 20 to 30 minutes in exceptional cases of recalcitrant **bursitis of the shoulder** and some terminal-phase **cancers** (that is, to induce physiological effects in these cases and not to treat or cure them).

4.3.4 AMPLITUDE (A), (302, Fig. 4.3)

A = 3 to 5 with the MAXI or MAXI-2A **near the brain**
(**A = 1 to 2** with the **MINI-4A** or the **REBONE-4A**);

A = 3 to 6 with the MAXI or the MAXI-2A to induce physiological effects similar to those of physical exercise in cases of **various sores and circulation problems** (**A = 1 to 2** with the **MINI-4A** or the **REBONE-4A**); **maintain the same AMPLITUDE for at least 3 consecutive sessions** if the user can tolerate it.

A = 6 to 8 with the MAXI or the MAXI-2A to induce physiological effects to help **most conditions** (**A = 2 to 4** with the **MINI-4A** or **REBONE-4A**); **maintain the same AMPLITUDE for at least 3 consecutive sessions** if the user can tolerate it.

A = 10 to 12 with the MAXI or the MAXI-2A to induce physiological effects **in difficult cases that do not respond to lower amplitudes** (**A**) (**A = 4 to 6** with the **MINI-4A** or the **REBONE-4A**), but only after 3 to 4 weeks of conditioning; increase gradually and **maintain the same AMPLITUDE for at least 3 consecutive sessions**, if the user can tolerate it.



MBI-3000: PROGRAMMING AND APPLICATIONS (cont'd)

NOTE: Place the **end of the MINI-4A** about 0.5" from the affected area. Increase the suggested Amplitude (A) by 1 when two applicators (or two pairs of applicators) are "energized" at the same time by the **MBI-3000** outlets (204 and 205 or 202 and 203, Fig. 4.4).

4.3.5 MODULATION (304, Fig. 4.3)

Set the modulation (**n**) as follows:

- n = 0 or 1 in cases of bone fractures**, after 2 or 3 sessions at $n=2$; also for stubborn cases of **bursitis of the shoulder** and for some terminal phase **cancers** (that is **to induce only physiological effects similar to those of physical exercise to help these cases** and not to treat or cure them).
- n = 2 in cases of stress, hypertension, pain, inflammation, active rheumatism, chronic migraine, stomach ulcers** (4 sessions at $n=2$ and then try $n=3$), **and when RESC™ is used as a relaxant or sedative** (assimilation, with $n<3$; see 4.3.6 below); that is **to induce only physiological effects similar to those of physical exercise to help these cases** and not to treat or cure them.
- n = 3 in cases of circulation problems and various sores** and burns, eczema, ulcers (start with 4 sessions at $n=2$ in cases of **stomach ulcers**), psoriasis, varicose veins, **overall cell regeneration, oedema** (swellings, recent sprains), **inactive rheumatism, and as a general stimulant** (dissimilation, $n\geq 3$; see 4.3.6 below); that is **to induce only physiological effects to help these cases** and not to treat or cure them.
- n = 4 to stimulate hair growth with the RESC™ physiological effects.**
- n = 4 and 5 for a first session on the head, in cases of chronic migraine** (before using $n=2$) and in **stress cases**; that is **to induce only physiological effects in these cases** and not to treat or cure them.

NOTE: **Avoid using $n=3$ on the head**, except to improve circulation or to **stimulate cell regeneration in cases of partial paralysis; after a cerebral embolism** (it is suggested to wait approximately **15** days before using RESC™ conditioning); that is **to induce only physiological effects in these cases** and not to treat or cure them.



MBI-3000: PROGRAMMING AND APPLICATIONS (cont'd)

4.3.6 Sedative and stimulant physiological effects: (usually sedative for $n < 3$ and stimulant for $n \geq 3$)

The **RHUMART®** or **RESC™** bioelectric impulses are also known to have the following physiological effects:

- (a) a **sedative effect (n=2)**, primarily associated with the **assimilation process in sympathicotonia, neurasthenia, contractures, arthrosis, spondyloarthritis and active rheumatism;**
- (b) a **stimulant effect (n=3)**, primarily associated with the **dissimilation process in parasympathicotonia, nervous depression, asthma and inactive rheumatism.**

A combination of sedative and stimulant modes is effective for inducing physiological effects in cases of aches and pains or trophic problems in the extremities, using $n=2$ for 5 minutes and $n=3$ for 5 minutes, for example. Consult a good **medical dictionary** to learn about the problems related to assimilation and dissimilation mentioned above.

RESC™ Conditioning induces only physiological effects similar to those of physical exercise to help all kinds of health problems mentioned in the present USER'S GUIDE.

4.3.7

Polarity

Select the polarity (**N** or **S**) according to paragraph 4.2.9 above. To summarize, set the POLARITY switch (306) to **N** and direct the **North** pole of the applicator toward the affected area, except when conditioning sores, when the South pole is placed on the affected area. **RESC™** conditioning may be used for surface or deep conditioning depending on whether the two poles are in opposition (**N** facing **N** or **S** facing **S**) or working together (**N** facing **S**).



MBI-3000: PROGRAMMING AND APPLICATIONS (cont'd)

- 4.3.8** **Begin the session** by pressing the START button (307, Fig. 4.3) after selecting the RESC™ parameters (**AMPLITUDE, MODULATION AND MAG. TIME**) according to the above instructions.
- 4.3.9** **Make sure the system is working and check the intensity (or AMPLITUDE), frequency and polarity** of the RESC™ impulses with either the **small magnet** supplied with the system or, better still, with the optional **MBI-101 RESC™ Field Detector (18)**.
- N.B.** We believe it is **essential to demonstrate the presence of the RESC™ (or RHUMART®) impulses to the future experimenter with a flat magnet or the MBI-101 detector**. This involves many of the experimenter's senses (**touch and hearing** with the magnet, as well as **sight** with **the MBI-101**).



GLOSSARY

- assimilation: the act of assimilating
- dissimilation: elimination (waste)
- sedative: restful, relaxing

$<$: less than

$>$: grather than

\leq : equal to or less than

\geq : equal to or grather than



Section - V -

ABRIDGED* USER'S GUIDE

for the

RESC™ Conditioner,
AUTO-SANTÉ™ System

* IMPORTANT NOTICE: when there is a contradiction, apparent or real, between the present **Abridged User's Guide** and the **Official Guide** of *Section-IV*, the latter shall always take precedence over the former.

RESC™ is a SCIENTIFIC-PHILOSOPHY™ of Life which uses RHUMART® regenerative bioelectricity.
RHUMART is a Registered Trademark of Génie-Cellulaire Inc. and the iRi owns the right to use it.
RESC and SCIENTIFIC-PHILOSOPHY are Trademarks of Génie-Cellulaire Inc. and the iRi owns the rights to use them.

© Copyright, L'institut RHUMART® international (iRi), Québec, Qc, Canada, Sept. 1990.



ABRIDGED USER'S GUIDE : AUTO-SANTÉ™ System

DEFINITIONS:

(i) **The AUTO-SANTÉ™ system includes:**

- an MBI-3000 RESC™ Controller (11),
- a pair of rings (MAXI-2A, approx. 50 cm in diameter) (12),
- a pair of REBONE-4A regional applicators (pads) (13),
- a case and accessories

(ii) **Abbreviations of parameters:**

Instead of using A=2, n=2, T=10 minutes, the abbreviation (A2,n2,T10) or (2-2-10) is used throughout this ABRIDGED USER'S GUIDE when referring to a RESC™ conditioning session.

(iii) **Definition of MBI-3000 parameters:**

∂ **1st control knob on the left:** AMPLITUDE (A)

A = Intensity of the conditioning signal

Σ **2nd knob from the left:** FREQUENCY, (f_b , imp/sec)

f_b = basic impulse frequency

f_b = 60 impulses per second (in the Regeneration Mode)

\amalg **3rd knob from the left:** MODULATION (n)

n = Mode or type of conditioning.

The MODULATION (n) makes it possible to SELECT THE PREDOMINANT PHYSIOLOGICAL EFFECT of RESC™ conditioning.

π **4th knob from the left:** MAG. TIME (T, min)

T = duration of a session, in minutes

\int **POLARITY:** NORTH (N) or SOUTH (S)

N or S: direction of magnetic field impulse.



ABRIDGED USER'S GUIDE : AUTO-SANTÉ™ System

5.1. GLOBAL PHYSIOLOGICAL CONDITIONING with the AUTO-SANTÉ™ system (including the MBI-3000 Controller and a MAXI-2A pair of 50 cm applicator rings).

Use the following parameters with one MAXI-2A ring around the chest and the other around the knees (see illustrations A-I in the present Section; polarity N must be directed towards the subject's head).

A5 to A8, n2, T10 to T15 or (5-8,2,10-15) every second day and (A2 to A5, n2, T10 to T15) every second day for **hypersensitive subjects** who may find it difficult to adjust to normal parameters (i.e., A5 to A8).

Individuals referred to as "**hypersensitive to RESC™ conditioning**" are **often underweight and/or elderly** (over 75). These individuals must generally begin at a lower AMPLITUDE (A), probably because the poor condition of their cells requires a "**very gentle**" period of initiation to RESC™ conditioning.

Some young people may also be "**hypersensitive**" to RESC™ conditioning. **This hypersensitivity indicates that the individual needs an extended period of conditioning** (every second day over several months, for example).



ABRIDGED USER'S GUIDE : AUTO-SANTÉ™ System

GLOBAL PHYSIOLOGICAL CONDITIONING (with the MBI-3000 and a pair of MAXI-2A rings)

Global Conditioning, from the shoulders down. Never apply the "giant" rings (12) to the experimenter's head, except with $A \leq 2$ and $T \leq 5$ minutes, or according to the user's tolerance.

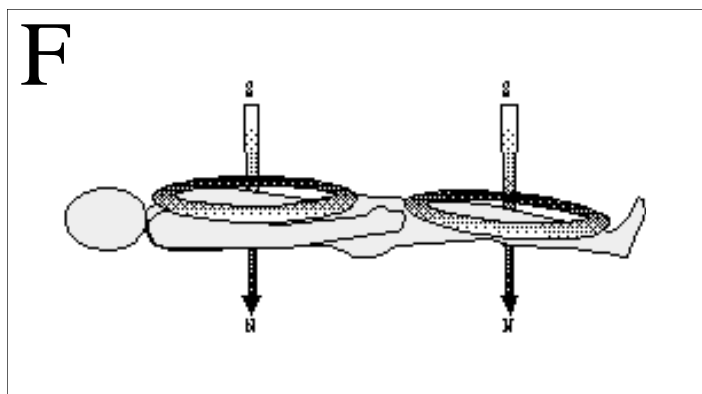
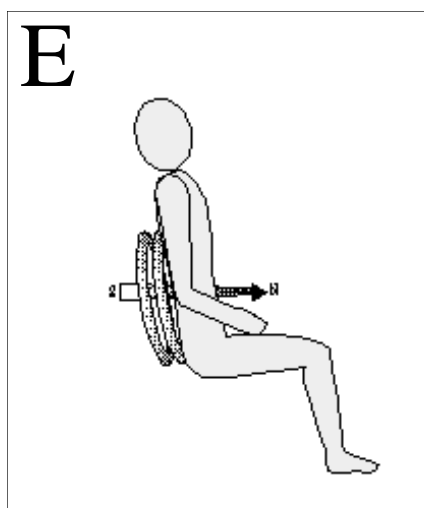
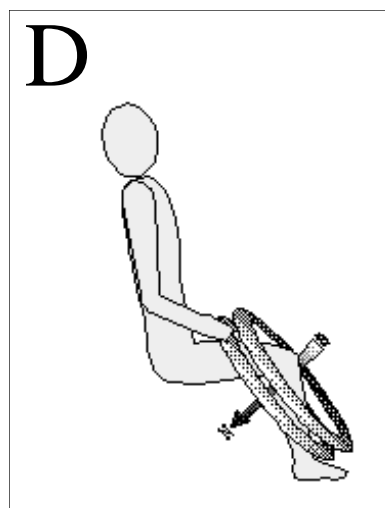
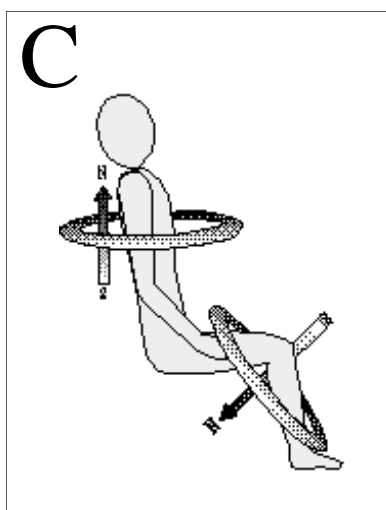
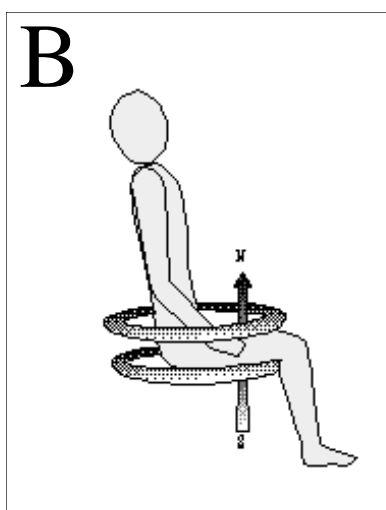
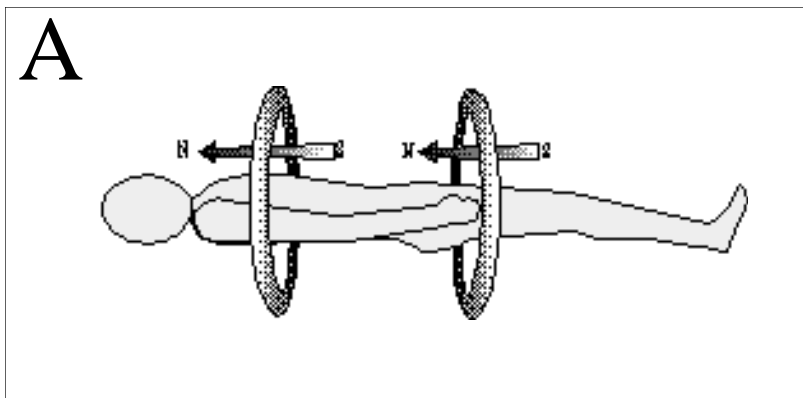
Jewellery and ferromagnetic objects should be removed for best results. Arms should be kept inside the upper ring to close the circuit.

Position of rings: When the user is inside the rings, be sure that the North (N) polarity is directed towards the head, (see **illustrations A to Z on the following pages**).

POLARITY (N or S): see "Programming and applications" (paragraph 4.2.9 above).

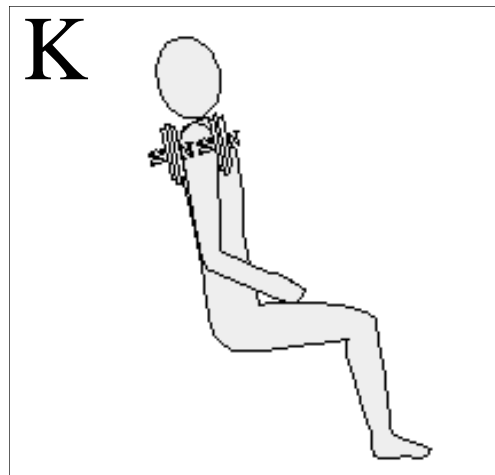
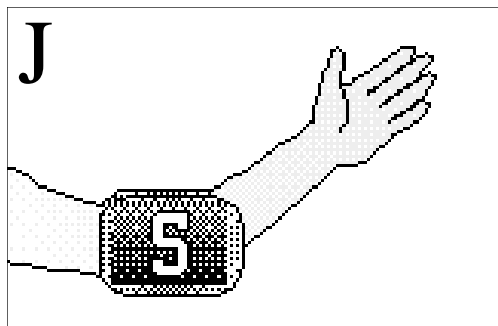
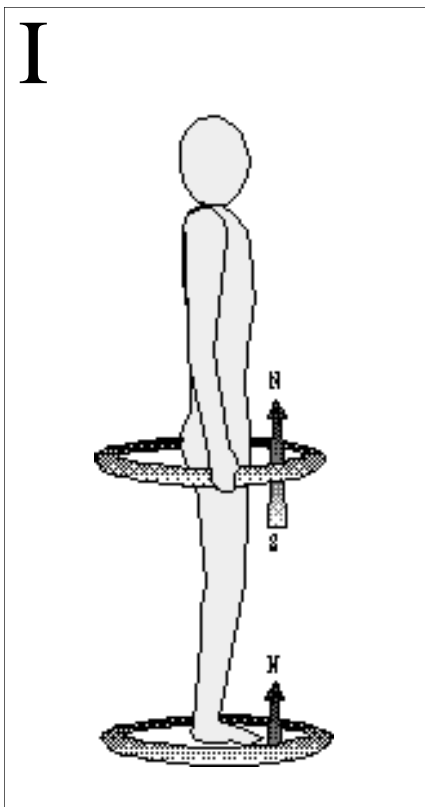
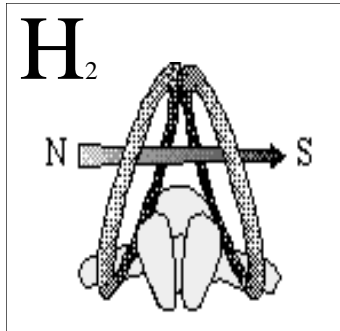
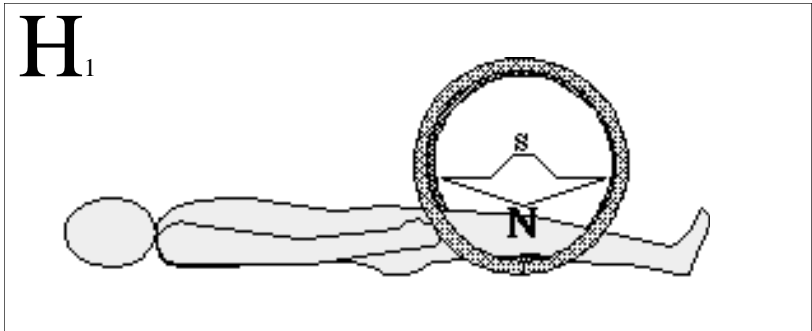
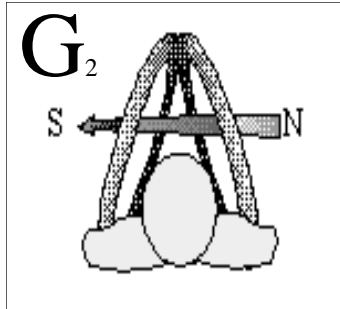
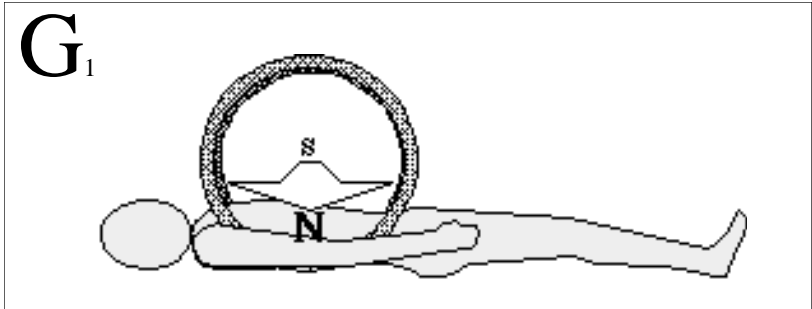
ABRIDGED USER'S GUIDE : AUTO-SANTÉ™ System

Examples of ring positions (MAXI-2A)



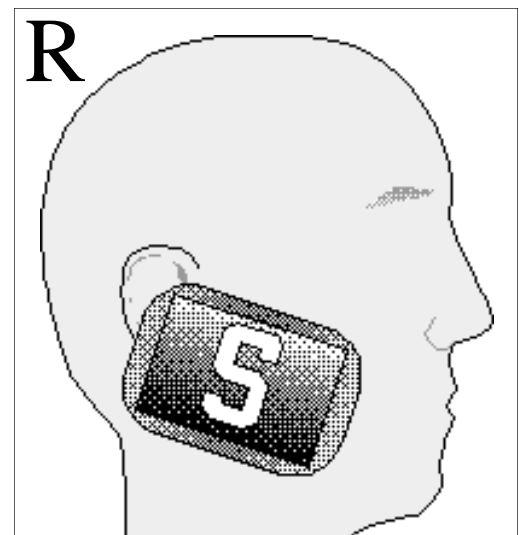
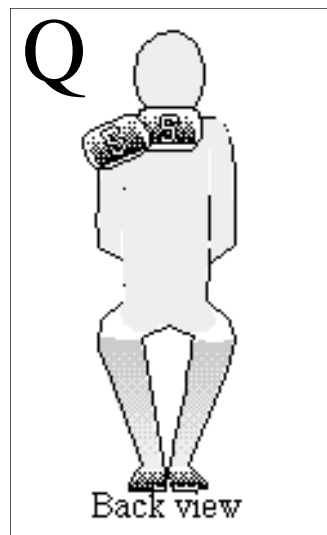
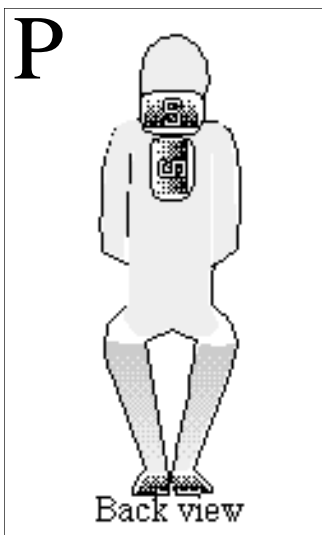
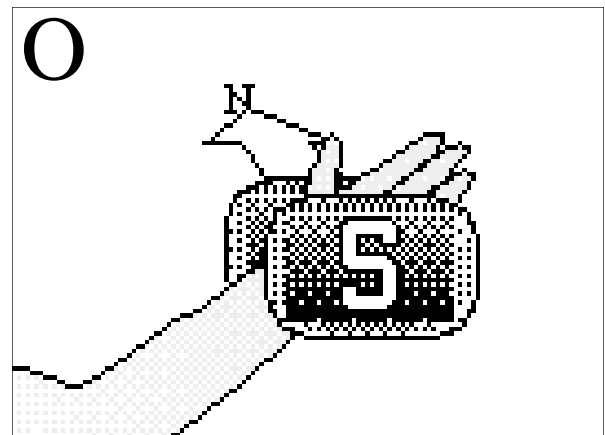
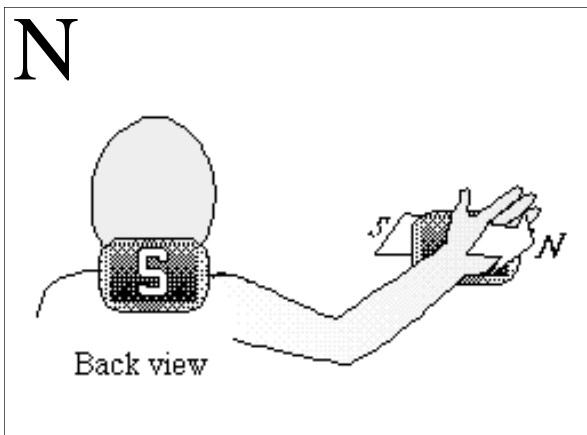
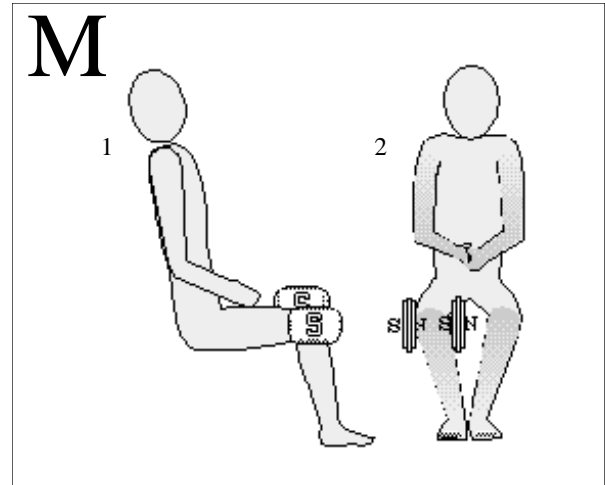
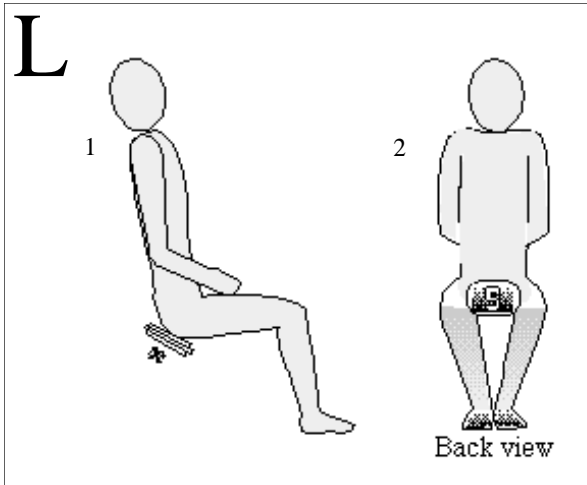
ABRIDGED USER'S GUIDE : AUTO-SANTÉ™ System

Examples of ring and pad positions



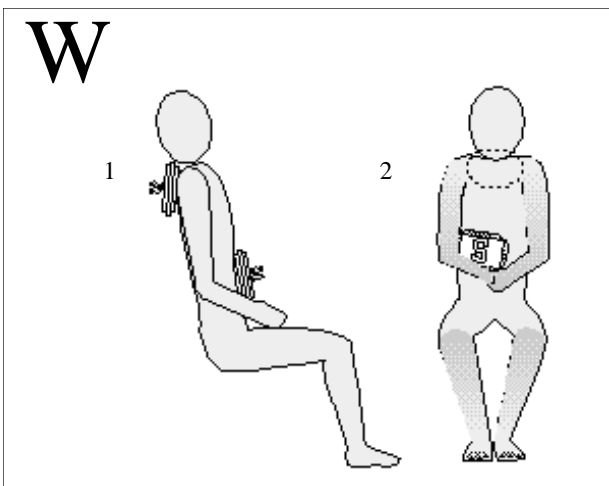
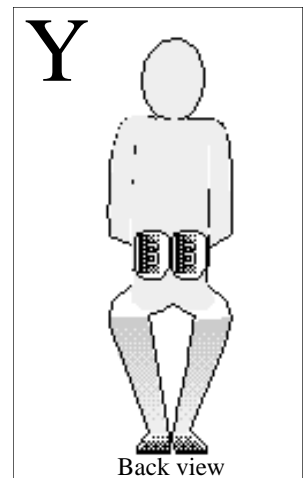
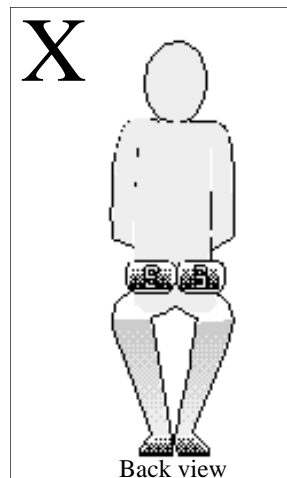

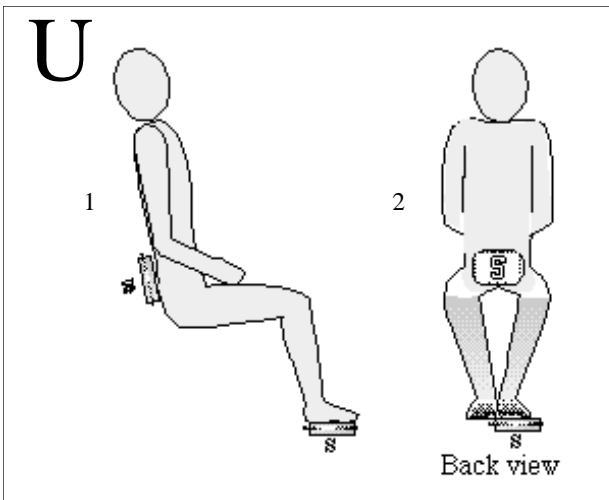
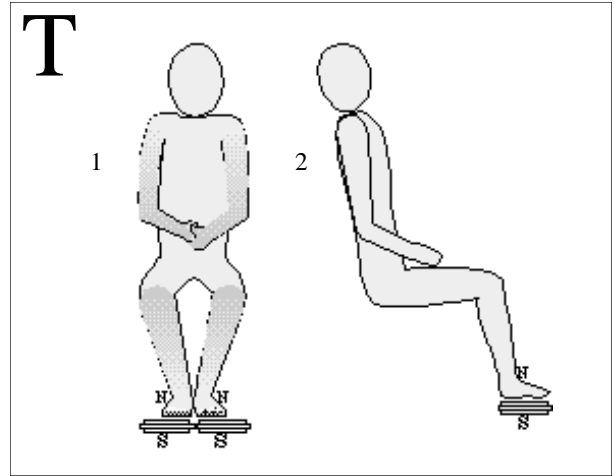
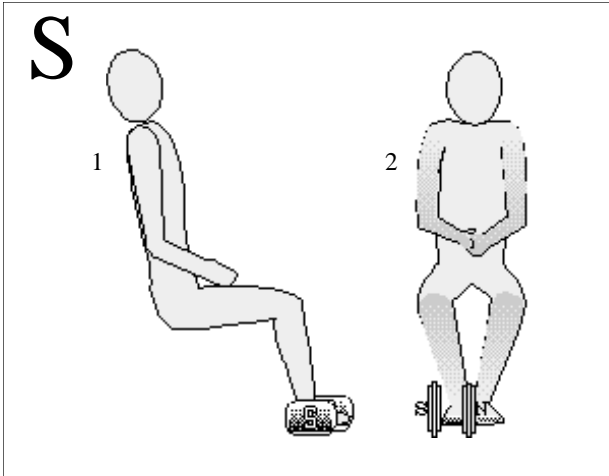
ABRIDGED USER'S GUIDE : AUTO-SANTÉ™ System

Examples of pad positions (REBONE-4A)



ABRIDGED USER'S GUIDE : AUTO-SANTÉ™ System

Examples of pad positions (REBONE-4A)



Z LET YOUR IMAGINATION
BE YOUR GUIDE...



ABRIDGED USER'S GUIDE : AUTO-SANTÉ™ System

DESCRIPTION OF APPLICATOR POSITIONS

Referring to the A to Z illustrations above, a brief description of the applicator positions follows:

- A:** a pair of MAXI-2A applicators, with the N polarity oriented towards the head, for **global physiological RESC™ Conditioning**.
- B:** a pair of MAXI-2A, with the N polarity oriented towards the head, for conditioning the waist and **upper leg regions of the body**.
- C:** a pair of MAXI-2A, with the N polarity indicated by the arrows, for conditioning both legs and the torso level.
- D:** a pair of MAXI-2A, with the N polarity indicated by the arrow, for conditioning both legs with a large range of RHUMART® impulse intensities.
- E:** a pair of MAXI-2A, with the N polarity indicated by the arrow, for conditioning the lower part of the body.
- F:** a pair of MAXI-2A, with the N polarity oriented as shown by the arrows, for global physiological conditioning.
- G₁ and G₂:** side view (**G₁**) and "head" view (**G₂**) of a pair of MAXI-2A used at the torso level, with the N polarity indicated by the arrows.
- H₁ and H₂:** side view (**H₁**) and "foot" view (**H₂**) of a pair of MAXI-2A used on both legs, with the N polarity shown by the arrows.
- I:** a pair of MAXI-2A, with the N polarity indicated by the arrows, for conditioning the lower legs and the waist region of the body.
- J:** a pair of REBONE-4A regional applicators used on the elbow, with the S polarity as indicated.
- K:** a pair of REBONE-4A applicators used on one shoulder with the N polarity oriented forward (as indicated).
- L_{1,2}:** side view and back view of one REBONE-4A applicator used for the coccyx region with the N polarity oriented towards the skin.



ABRIDGED USER'S GUIDE : AUTO-SANTÉ™ System

Description of applicator positions (cont'd)

- M_{1,2}**: side view and front view of a pair of REBONE-4A applicators used on the right knee, with the North and South polarities indicated by the letters N and S.
- N**: a pair of REBONE-4A used on the neck and the right hand with the polarity indicated by the letters N and S.
- O**: a pair of REBONE-4A used on either side of the right hand, with the North (N) polarity indicated by the arrow and the letter N.
- P**: a pair of REBONE-4A used on the neck and upper back, with the North (N) polarity oriented towards the body.
- Q**: a pair of REBONE-4A used on the neck and the left shoulder, with the North (N) polarity oriented towards the skin.
- R**: one REBONE-4A used on the head covering the lower part of the right ear and the rear part of the right jaws, with the North (N) polarity facing the skin.
- S_{1,2}**: side view and front view of a pair of REBONE-4A used across the right foot and ankle, with the N and S polarities as indicated.
- T_{1,2}**: front view and side view of a pair of REBONE-4A used under both feet (for reflexology applications), with the N polarity of both applicators facing upwards.
- U_{1,2}**: side view and back view of one REBONE-4A applicator used at the kidney level, with the N polarity facing the skin.
- V**: one REBONE-4A used on the right breast, with the North (N) polarity facing the body.
- W_{1,2}**: side view and front view of a pair of REBONE-4A used on the neck and the right side of the abdomen, with the N polarity facing the body.
- X and Y**: back view of a pair of REBONE-4A placed horizontally or vertically over the lower back, with the N polarity facing the body.
- Z**: different positions, polarities and orientations of applicators according to your imagination and the parts of the body which you wish to condition.



ABRIDGED USER'S GUIDE : AUTO-SANTÉ™ System

5.2 REGIONAL CONDITIONING with "REBONE-4A" applicators (also referred to as the pads, 13)

These are used on specific areas of the **head** or **body** (with the MODULATION (n) depending on the predominant physiological effect desired). See Section 5.4 for selecting the proper MODULATION.

(a) At the head level (with the REBONE-4A pads)

Use A1 to A2, T5 to T10, every second day: start with (A1, n2, T5) for 5 to 6 sessions, every second day; then go on to (A1, n3, T5) to stimulate cell regeneration, if so desired.

(b) Below the shoulders

Use A2 to A3 for 10 minutes, every second day; or A5 to A6 for 5 minutes, every second day.

(c) Polarity: Be sure to place the NORTH (N) polarity facing the area to be conditioned, except in the case of burns or open wounds, in which case the SOUTH (S) polarity should face the wound.

Note: The NORTH (N) polarity has a "**soothing**" effect, while the SOUTH (S) polarity has a "**stimulating**" effect, in the case of wound healing for example.

(d) The RESC™ physiological reflexology system: place the **REBONE-4A** pads **under the feet**, with the NORTH polarity facing the sole of each foot; this is a spot where the entire body's reflex points converge.

For a RESC™ (or RHUMART®) reflexology session, place a REBONE-4A pad under each foot, and begin by using parameters A2, n2, T10 every second day for 4 to 5 sessions; subsequently, increase to A3 or A4, n2, T10, tolerance permitting. At the beginning, use A≤2 for better tolerance thereafter.



ABRIDGED USER'S GUIDE : AUTO-SANTÉ™ System

**5.3 COMBINED RESC™ CONDITIONING MODE:
GLOBAL (with the 50 cm rings) and LOCALIZED
(with the REBONE-4A pads)**

An excellent method is to alternate "global" and "localized" conditioning, that is, one day with the MAXI-2A rings for global conditioning and the next with the REBONE-4A pads for localized conditioning.

Just try it!



ABRIDGED USER'S GUIDE : AUTO-SANTÉ™ System

5.4 SELECTING THE PROPER MODULATION (n) or the PREDOMINANT PHYSIOLOGICAL EFFECT

n = MODULATION = choice of predominant effect.

(a) "n2" effects (or predominant ANTI-STRESS effects)

For example, n2 enables the experimenter **to induce one or more of the following physiological effects:**

- RELAXATION and/or
- PAIN RELIEF and/or
- ANTI-INFLAMMATORY EFFECT(S)

(b) Examples of applications of "n2" effects:

RELAXATION effect: people with **STRESS** related to **insomnia and hypertension** can help themselves with "n2" physiological effects.

PAIN RELIEF: people with **STRESS** related to **bursitis, sprains, rheumatism or arthritis** can help themselves with the RESC™ Conditioner using "n2".

REDUCTION OF INFLAMMATION: the RESC™ physiological **anti-inflammatory effect in musculo-skeletal, arthritic and rheumatismal problems** can be induced with modulation "n2".

But, remember, the RESC™ effects are not specific for one and only disease. They rather strengthen the natural self-defense and healing mechanisms by inducing physiological effects related to the unique and patented bioelectric impulses used in RESC™



ABRIDGED USER'S GUIDE : AUTO-SANTÉ™ System

(c) "n3" effects (or predominant stimulating effects)

With MODULATION n3, the predominant effects are as follows:

- it **stimulates cellular REGENERATION**
(a basic physiological effect)

and
- it **stimulates** blood **CIRCULATION**, oxygenation,
nutrient absorption and waste product elimination
(4 basic physiological effects).

NOTE: Before going on to n3, pain should be controlled using n2; subsequently, for 5 to 6 sessions, alternate between 5 minutes at n3 (n3, T5) and 5 minutes at n2 (n2, T5) during each session, then go on to modulation n3 only and increase the **AMPLITUDE (A)** slowly, every 3 or 4 sessions, according to your tolerance to RESC™ conditioning.

In the case of **blood circulation** problems, take 2 to 4 sessions using (A5, n2, T10, global) before going on to n3: **the body should be completely relaxed to help improve the performance and endurance of the cardiovascular system.**



ABRIDGED USER'S GUIDE : AUTO-SANTÉ™ System

(d) "n4" and "n5" effects:

For example, MODULATIONS n4 and n5 can induce beneficial physiological effects in people suffering from the following problems:

- chronic migraines
- abdominal problems
- glandular problems
- hypotension (n3 and n4) (hypertension (n2))
(for comparison, see n2 effects, above)
- hair loss or dryness (n4)

For inducing physiological effects to help resolve glandular and abdominal problems, you can use the large rings and the REBONE-4A pads, with n5 for the first 5 or 6 sessions, before going on to n4.

Exceptions:

In **migraines** known to be caused by **stress**, begin with three global conditioning sessions, using n2 instead of n5.

To induce physiological effects in people with hair loss problems (baldness, eyebrows, etc.) with the pads, begin by using (A1, n4, T10) for 3 to 4 sessions per week, then try (A2, n4, T10) every second day, if your tolerance to RESC™ conditioning allows it.

- (e) "n6", "n7", "n8" and "n9" effects are mainly used in the Super-TENS mode which is beyond the scope of the present GUIDE, and shall be described in future publications.



ABRIDGED USER'S GUIDE : AUTO-SANTÉ™ System

5.5 THE KEY TO SUCCESS with your RESC™ Conditioner:

Read the present

**USER'S GUIDE
for
RESC™ Conditioning**

several times

in particular Section 4.3 titled "**MBI-3000, Programming and applications**" and keep a detailed record of the PARAMETERS (A, n, T) which you use to improve **your long-term physical and psychological performance, which is named HEALTH...**

**yours to enjoy fully
with the**

RESC™ Scientific-Philosophy™ of Life



ABRIDGED USER'S GUIDE : AUTO-SANTÉ™ System

**BE CONFIDENT
and
PERSEVERING**

since

you deserve complete success !

Remember that adjusting the **RHUMART®** wave parameters to your specific needs is **your responsibility.**

This is the most intelligent way I know of to "become the master of your health," using the RESC™ scientific experimental method

*and since Health
means
Life and Freedom,*

**my dearest wish
is that you will help
spread the RHUMART® message
all over the world !**



ABRIDGED USER'S GUIDE : AUTO-SANTÉ™ System

For a technical discussion

of

RHUMART® Physics

and the scientific basis of

RESC™ Conditioning

see

The RHUMART® Journal
available from
Independent Distributors
of RESC™ Systems

in French: since November 1990

in English: Spring 1991

END of ABRIDGED USER'S GUIDE



Section -VI-

Technical Specifications

of the RESC™ Conditioner



6. MBI-3000: TECHNICAL SPECIFICATIONS (Summary)

6.1 Simplified definition of MODULATION (304, Fig. 4.3 and Fig. 6.1): Modulation is the process of blocking out or eliminating a series of pulses within the basic set of pulses, f_b (in which the **number of regular, consecutive pulses** is determined by the PULSE FREQ. dial (303) and the frequency divider $\{1, \div 10\}$). For example, if the frequency divider is in position 1 and the PULSE FREQ. dial is at 60 pulses/sec, the RESC™ Controller will create a regular series of 60 RHUMART® (or RESC™) pulses per second.

The setting "CONT" (continuous) and the numbers 1-9 around the modulation dial have the following effects:

n	=	CONT.:	none of the basic pulses are blocked; a regular series of pulses
n	=	1:	1 out of every 2 pulses is blocked;
n	=	2:	2 out of every 4 pulses are blocked;
n	=	3:	4 " 8 "
n	=	4:	8 " 16 "
n	=	5:	16 " 32 "
n	=	6:	32 " 64 "
n	=	7:	64 " 128 "
n	=	8:	128 " 256 "
n	=	9:	256 " 512 "

Generally speaking, for any whole number **n**, 2^{n-1} consecutive pulses out of every 2^n pulses in the set of regular pulses will be blocked by the MODULATION dial (or **n-MODULATION**).

MBI-3000: TECHNICAL SPECIFICATIONS (cont'd)

6.2 Visual representation of the RHUMART® wave impulse sequences: for n-MODULATION values of 1 to 5.

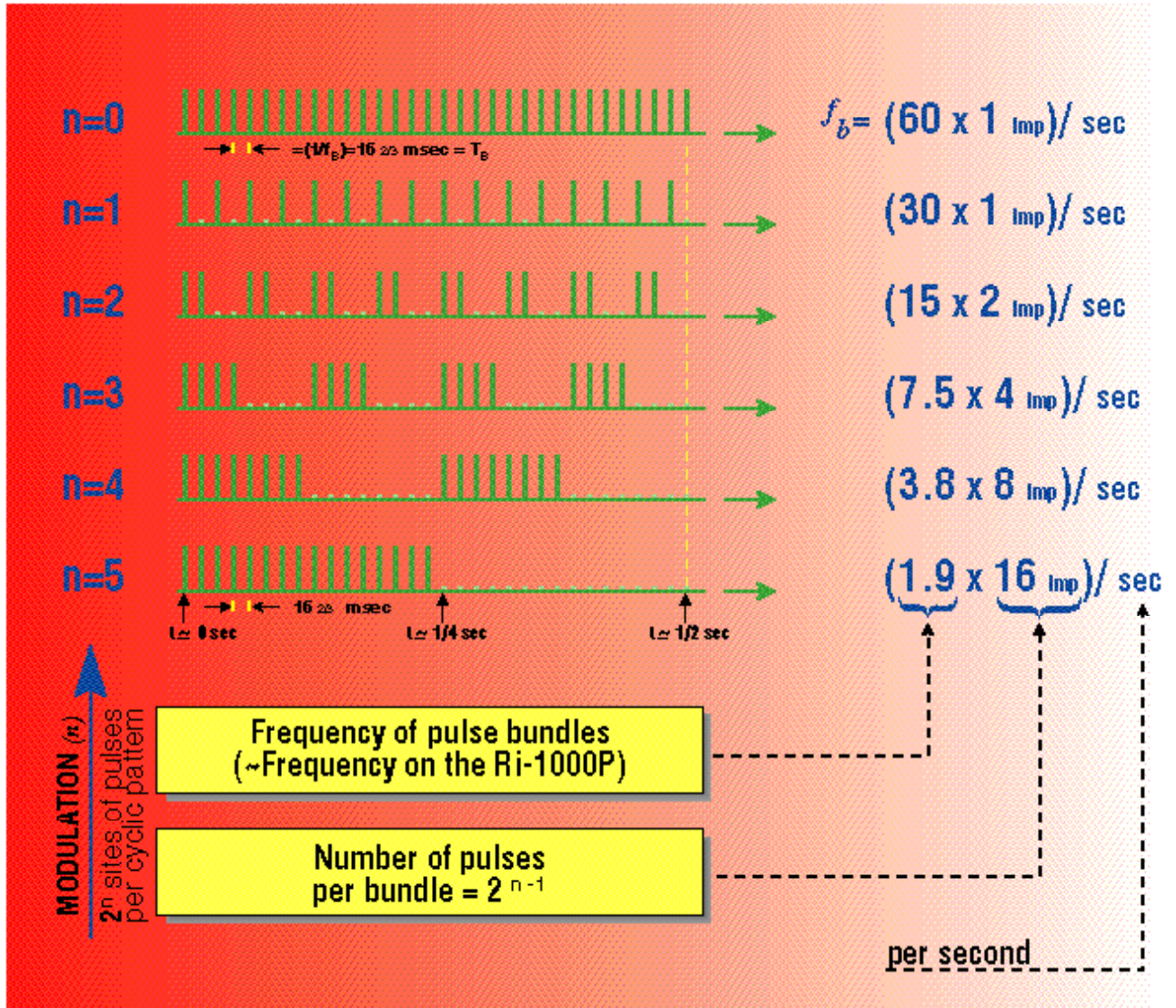


Fig.6.1 An illustration of the sequential pulses (or pulse bundles) for different MODULATION "n" values, with a basic frequency, f_b , of 60 pulses per second.

MBI-3000: TECHNICAL SPECIFICATIONS (cont'd)

6.3 POWER SUPPLIED TO THE MBI-3000 AND ENERGY ABSORBED BY THE USER (in $\mu\text{W}/\text{cm}^2$)

(a) Power supplied to the MBI-3000

$$P = VI \cong 115 \times 0.5 = 57.5 \text{ watts}$$

(b) Energy absorbed by the subject with the MAXI and the MBI-3000 generator:

$$P_{\text{abs}} \leq \frac{P_{\text{MAXI}}}{2} = \frac{L_{\text{MAXI}} (i_{\text{max}})^2}{4}$$

$$P_{\text{abs}} \leq \frac{(2 \times 10^{-3}) \times (6.37)^2}{4} \cong 20 \frac{\text{mW}}{\text{MAXI (peak)}}$$

Taking the surface of the **MAXI** as equal to $(\pi r^2) = \pi \times 25^2 = 625 \pi \text{ cm}^2$; we can calculate the (peak) power flow absorbed by the subject per square centimeter, i.e.:

$$20 \frac{\text{mW}}{\text{MAXI}} \times \frac{\text{MAXI}}{625 \pi \text{ cm}^2} \cong 10 \frac{\mu\text{W}}{\text{cm}^2}$$

therefore **$P_{\text{abs}} \leq 10 \mu\text{W} / \text{cm}^2$ (peak); for $n \geq 0$.**

The average power absorbed with the MODULATION $n=0$ is equal to **$10/13.2 \cong 0.75 \mu\text{W} / \text{cm}^2$** .

For $n \geq 1$, the peak power absorbed is the same as for $n = 0$, i.e.

$P_{\text{abs}} \leq 10 \mu\text{W} / \text{cm}^2$ (peak); but for $n \geq 1$, the **average energy absorbed** in such cases is equal to $(10/26.4) \cong 0.37 \mu\text{W} / \text{cm}^2$.



MBI-3000: TECHNICAL SPECIFICATIONS (cont'd)

The peak energy absorbed, as calculated above with the formula

$$P_{\text{abs}} \leq \frac{L i_{\text{max}}^2}{4}$$

agrees with the peak energy actually absorbed, as measured in the so called "**hand-to-hand**" experiment with one adult in the **MAXI**, which is connected to the **MBI-3000 RESC™ Controller**.

* In this experiment, we have the relationship:

$$P_{\text{absorbed}} \leq \left\{ \frac{k_{\epsilon} i_{\text{max}}}{S_{\text{arms}}} \right\} ;$$

Where : k_{ϵ} is the initial value of induced voltage across the hands;
 i_{max} is the maximum current induced in the arms and
 S_{arms} is the average cross section of one arm.

Experimentally, with the maximum amplitude (A) on the MBI-3000 Controller, we have measured the following values:

$$k_{\epsilon} \cong \mathbf{0.5 \text{ Volt}} \quad [\text{initial value of } \epsilon(t)]$$

$$i_{\text{max}} \cong \mathbf{1 \text{ mA}} \quad (\text{measured with a negligible resistance between the two hands of the subject in the MAXI})$$

Knowing that the typical cross section of an arm is approximately **50 cm²**, we can calculate the experimental value of peak energy absorbed as follows:

$$P_{\text{abs}} \leq \left(\frac{\mathbf{0.5 \text{ Volt} \times 1 \text{ mA}}}{\mathbf{50 \text{ cm}^2}} \right) = \mathbf{10 \mu\text{W} / \text{cm}^2}, (\text{peak})$$

$$P_{\text{abs}} \leq \mathbf{10 \mu\text{W} / \text{cm}^2}, (\text{peak value})$$



MBI-3000: TECHNICAL SPECIFICATIONS (cont'd)

(c) **Energy transmitted to the user with the MBI-3000**

Using the values calculated in (a) and (b) above for the **power supplied to the controller** and the **power absorbed** by the subject-user, we have:

$$\% \text{ transmission} \leq \frac{20 \text{ mW}}{57.5 \text{ W}} \text{ (peak)} = 0.035\% \text{ (peak); with one MAXI.}$$

N.B. We could also calculate the **power absorbed** by the subject with the **MBI-3000** and the other applicators, using the same formula as for the **MAXI**. The **REBONE-4A** and **MINI-4A** would respectively produce increasingly greater energy densities absorbed (per cm²), since energy is more concentrated in these applicators. Thus, for difficult cases where a greater energy density is required in a small area to be conditioned, **a pair of MINI-4A or REBONE-4A** applicators should be used.

- (d) **Battery operation of the MBI-3000:** the **MBI-3000** Controller can operate on batteries. All it requires is a continuous D.C. voltage of approximately 110 to 115 volts ($\pm 5\%$) provided by one or more batteries connected in series. This may prove practical for using **RESC™ Conditioners** in Africa, for example, where there are often neither 115 V nor 230 V AC stable power supplies.
- (e) Operation of the **MBI-3000** Controller using a **small gas-operated electric generator**. Very effective, light and low-cost gas-operated generator are available from MBI to power the MBI-3000, even in the desert.



Annex -A-

Non-Medical Classification of the RESC™ Conditioner

We want to remind you that the **RESC™ Conditioner** is in no way a medical device. It is not sold to diagnose or medically "treat" any specific disease or health problem. **In fact, this technique is not aimed at diseases at all but rather at the physiological stress related to most health problems.**

Indeed, this is a system for Physical Conditioning which acts in a subtle way on biological systems; because no cellular or muscular contraction is visible with this technique although this physiological method is capable of inducing the three basic physiological effects which help to restore health and equilibrium in man; even in cases where all available medical and/or paramedical means have failed.

This is the conclusion reached by owners of the RESC™ Conditioning System, (previously referred to as the "RHUMART® AUTO-SANTÉ™ System"). The reader is referred to the RHUMART®-index and to the RHUMART® Journal for the **Scientific Basis** and the **results obtained** by these user-owners of **this revolutionary system aimed at the physical conditioning of living cells.**

Several other fundamental reasons support our decision **to classify the RESC™ Conditioner in the category of Scientific Experimentation Systems** intended to help anyone who wishes to improve his health and happiness along with that of his family.

The following are a few of these basic reasons:



Annex-A (cont'd)

Non-Medical Classification

1. The RESC™ Conditioner is very safe and effective when used according to the present USER'S GUIDE.

2. In order to obtain the best results with the present technique, the choice of parameters (Amplitude, Modulation and Duration of session) must remain in the hands of the user-owner who is in the best position **to feel and evaluate** the three RESC™ physiological effects; therefore, he is the one who can select the best possible conditioning parameters for his own needs, according to the very basic **Scientific Experimental Method** which is described herein (*Section -III*).

3. The energy level absorbed by the user of the RESC™ Conditioner is below the safety limit suggested in GUIDELINES* issued by the United States **Bureau of Radiological Health (BRH)** titled "Guidelines for the

Evaluation of Electromagnetic Risk for Trials of Clinical NMR Systems". Furthermore, these guidelines were intended to prevent submission of IDE applications when they were not necessary.

For example, it is recommended that the mathematical derivative of magnetic field with respect to time (dB/dt) for whole or partial body exposure be smaller than 3 Tesla/second which is equivalent to **15 gauss/0.5 msec**. This limit is suggested for diagnostic procedures that can last from 20 minutes to one hour, as compared to 5 to 10 minutes duration for a normal RESC™ Conditioning session.

On the other hand, the **"RHUMART® field" used in RESC™ Conditioning is below 15 gauss in intensity for a rise time of 0.5 msec**. Therefore, we have a **good scientific basis** to conclude that:

RESC™ Conditioning is safer than numerous "NMR" diagnostic procedures currently used in our most advanced HOSPITALS.

* Reference: Bioelectromagnetic Society Newsletter, April 1982, No 29
(P.O. Box 3651, Arlington, VA, 22203, USA.)



Annex-A (cont'd)

Non-Medical Classification

4. In fact, RESC™ Conditioning is not any more medical than **walking or physical exercise**, because most RESC™ physiological effects may also be induced by walking regularly or following a good physical training or conditioning program. So, why do we need RESC™ Conditioning if physical training induces roughly the same effects? The answer is obvious to those suffering from arthritis and other chronic health problems which have undermined their will as well as their physical capacity to do the basic and essential minimal exercises for the maintenance of their musculo-skeletal

system, and eventually of their capacity to repair and regenerate their damaged cells.

5. **By means of its three physiological effects, this technique strengthens the self-defense and healing mechanisms of man and thus his general ability to fight any disease or health problems, much as proper nutrition and adequate physical (and mental) exercise will improve and strengthen all defense and healing mechanisms; however these activities have never been classified as "medical treatments."**

Why do we insist on the "non-medical" classification of the RESC™ Conditioning technique and philosophy ?

In summary, it is for the following fundamental reasons:

1. The control or the selection of RESC™ Conditioning parameters (Amplitude, Modulation and Time) must remain in the hands of the user-owners in order to obtain the best possible results; as demonstrated by numerous chronically ill people who achieved little or no

results with RESC™ Conditioning in various types of medical and paramedical clinics. Most of these people were able to control their health only after they acquired the RESC™ Conditioner and followed the proper training programs with an experienced user of the RESC™ technique.



Annex-A (cont'd)

Non-Medical Classification

2. If, for any reason, we would decide to classify the RESC™ Conditioner as a "medical device or instrument," sooner or later the medical profession would insist on prescribing the parameters of RESC™ Conditioning, and then the user would not be allowed to use his judgment in order to adjust the conditioning parameters to his own individual needs. Or even worse, the medical profession could possibly decide who would be allowed to own a RESC™ Conditioner, which we consider to be a fundamental right of every individual in a free and democratic society.

3. RESC™ Conditioning uses bioelectric impulses which are very similar to those of the nervous system; more specifically, to the calcium ion current impulses (Ca^{++}) which are absolutely essential for the transmission of nerve impulses throughout the body. For this reason alone, **RESC™ Conditioning is perfectly physiological and is a natural complement to physical exercising.**

4. **The RESC™ Conditioning System is not aimed at disease but rather at the Physiological Stress related to most health problems** (see the article titled "RHUMART® Anti-Stress" in the **RHUMART® Journal**, Vol. 1, No. 1, March 1990).



Annex-B

The three "malfunctions"

most frequently brought up by the owners

of the RESC™ Conditioner

I often get calls from people who think that their system is defective, and all we really have to do is to check if all the selectors are in the right position. Here are the three most frequent cases of such "Malfunctions."

1. There is no conditioning when the PULSE FREQ. control is in the "0 imp/sec. position. **This function is available to experiment with the "placebo-effect."** When the 0 imp/sec. (PULSE FREQ.) is selected, the timer works without any conditioning being delivered.

CAUTION: The fuse may blow if you power the system with the PULSE FREQ. at 0 imp/sec. Never leave the control in the 0 imp/sec. position when you turn it off.

2. When using the twelve foot extensions and the local applicators, make sure that the switch "Left App. Selector" on the front panel of the MBI-3000 is positioned at "1-2" or "1-4" for proper conditioning.
3. When using one set of global applicators, make sure it is connected to the outlet 1, for "Right Applicators"; it is also essential that the "Right App. Selector" be in the position "1 (.5 ms)."

Sincerely yours,

ELECTRONIQUE SEM inc.

Denis Carrier
Chief Executive Officer



Annex-C

Manufacturer's Warranty

The seller warrants that the instrument and the equipment sold are of good quality and that this warranty applies for twelve (12) months from the date of delivery, after which time it will automatically cease.

This warranty shall not apply, and shall be null and void, if the instrument and equipment sold have not been used in accordance with directions and operating instructions supplied (see NOTE-A below) and this in every detail, or if any loss or damage is the result of negligence, carelessness, abuse, incorrect use, theft, accident or improper operation and maintenance of the instrument and equipment sold.

The buyer shall, without delay, notify the seller in writing, of any defect or breakage occurring during the period of warranty, otherwise this warranty shall not apply and the seller shall not be held liable for such defect or breakage. Moreover, the warranty shall not apply and the seller shall not be held liable in any case where any person other than a repair agent authorized by the manufacturer attempts in whatever way to modify, repair, adjust or otherwise manipulate the instrument and the equipment sold, unless in accordance with directions and operating instructions supplied.

The seller's warranty applies only to instruments and equipment manufactured by him. For instruments and equipment made by a manufacturer other than the seller, only that manufacturer's warranty shall apply.

NOTE-A:

Use of the instrument and equipment sold

The buyer agrees to use the instrument and equipment sold in accordance with directions and operating instructions supplied by the seller or the manufacturer, if the seller is not the manufacturer.

In no manner shall the buyer attempt to modify, to make a copy, a specimen, a model or any other replica of the instrument and equipment sold, nor allow a third party to do so.

NOTE-B:

Shipping and handling costs

All shipping and handling costs are the responsibility of the buyer during the period of warranty.

NOTE-C:

Extended 5 year warranty

An extended 5 year warranty is available from the manufacturer at the buyer's expense.

For information,
write to:


(manufacturer's agent)


Québec, Canada, G1V 4C5

or to your **Independent Distributor**